

**SALE**



VISIT OUR WEBSITE



COMMERCIAL TRUCK TIRES  
[GOSAILUN.COM](http://GOSAILUN.COM)

# ABOUT US

Sailun offers a complete lineup of business solutions with unsurpassed product and unmatched customer experience in the value tire segment. We are the undisputed leader in the value tier. Our products are available in over 135 countries globally and we are ranked the twelfth largest tire manufacturer. With best-in-class warranties and support you can be sure you're getting excellent value and a product you can be confident in. We're a different kind of tire company:

- North American based engineering, testing and research and development makes us a leader in product development for exceptional performance in every application and multi-compounds
- Advanced product development and engineering improvement through dedicated Sailun-owned and operated manufacturing and research and development facilities.
- Delivering value-based tire brands by ensuring cost containment through true vertical integration
- North American Sales and Marketing support with a strong foundation of supply chain excellence
- Proven track record of quality products developed under multiple commercial tire brands
- We stand behind our engineering and quality with best-in-class warranties and support



## FOCUSED ON WHAT MATTERS TO YOU

Sailun is devoted to manufacturing commercial truck tires that provide you with unsurpassed value and savings. As a global leader in the value tier, this allows our tire brands to focus on improving your bottom line without sacrificing the quality, service and support that your business demands. Our trusted products are designed and tested in North America for North America.



# SAILUN TOP LINE

## TECHNICAL OPTIMIZATION OF PERFORMANCE

### INTRODUCING THE TOP LINE: ENGINEERED FOR UNMATCHED EFFICIENCY AND ENDURANCE

Sailun Tire is redefining what commercial trucking fleets can expect from long-haul performance. The all-new TOP Line tire series—engineered specifically for steer, drive, and trailer positions—delivers industry-leading fuel efficiency, extended wear life, and innovative design tailored to today’s demanding freight operations.

### INNOVATION THAT DRIVES SAVINGS

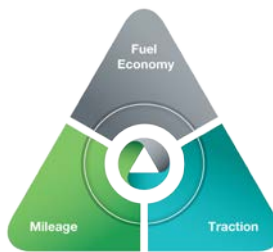
At the core of the TOP Line is EcoPoint<sup>3</sup>, an exclusive tread compound developed using Sailun’s proprietary Liquid Phase Mixing technology—a world-first in tire manufacturing. This breakthrough allows for ultra-fine silica dispersion, setting a new benchmark for low rolling resistance in truck tire technology. The Liquid Phase Mixing process also lowers energy consumption at the manufacturing level, showing Sailun’s commitment to reduce its carbon footprint and enhance sustainability.

### LIGHTER. STRONGER. SMARTER

TOP Line tires also feature our advanced Slim Bead Technology, reducing overall casing weight while further improving rolling resistance—without compromising strength or retreadability.

### PRECISION DESIGN FOR EVERY POSITION

- Steer and Trailer Tires: All-new tread designs with a wide 230mm footprint and enhanced decoupling grooves for reduced irregular wear and superior mileage performance.
- Drive Tire: 240mm wide tread purpose-built to deliver maximum traction, durability, and even wear in high-mileage, long-haul operations.



## WHY TOP LINE?

- **Lowest Rolling Resistance in the industry**
- **EcoPoint<sup>3</sup> Compound** - proprietary, sustainable, performance-driven
- **Slim Bead Technology** - lighter casings, improved fuel economy
- **Custom Design by Position** - optimized for line haul performance
- **Built by Sailun** - innovation you can count on, value you can trust



### THE RESULT

Reduced fuel consumption, lower emissions, improved wet traction and mileage for maximum return on investment

### SUPER SINGLES

Deliver maximum load efficiency in drive and trailer positions with reduced rolling resistance, boosting fuel economy and performance





# SAILUN EFT PROGRAM

## SmartWay® Verified Technologies Low Rolling Resistance Tires

EPA has demonstrated that certain low rolling resistance (LRR) tires and retread technologies can reduce both costs and emissions for long-haul class 8 tractor-trailers by 3% or more.<sup>[1]</sup> Sailun is proud to introduce the S605 EFT, S606 EFT, S665 EFT, S668 EFT, S624 EFT, S696 EFT, S768 EFT, SDL70 EFT, S753 EFT and the S705 EFT as SmartWay® Verified Low Rolling Resistance tires. At Sailun, the EFT program is our ongoing commitment to the environment and to our customers to deliver more for your investment while minimizing environmental impacts.

### EPA SMARTWAY® VERIFIED TECHNOLOGIES

SmartWay® Verified Technologies, developed by the United States Environmental Protection Agency, is a public/private collaboration between the USEPA and the freight transportation industry that helps freight shippers, carriers, and logistics companies improve fuel-efficiency and save money. <sup>[1]</sup> <http://www.epa.gov/smartway/forpartners/technology.htm>

## SIZE CHART

SIZES	LONG HAUL EFT										REGIONAL								MIXED SERVICE				ON/OFF-ROAD									
	LHS		CSD		SSD	TRL		SST	STR	STR/AP	AP/TRL	AP/TRL	DRV	DRV A/S		OSD	AP				WIDE BASE	WIDE BASE	DRIVE									
	S605 EFT	SFL70 EFT	S768 EFT	SDL70 EFT	S705 EFT	S622	S624 EFT	STL70 EFT	S696 EFT	S606 EFT	S665 EFT	S638	S637 S637T^	S637 SP	S668 EFT	S737 SP	S757	S740	SW01	S759	S753 EFT	S811	S815	S817	SAM80	S825	S826	S758	S917	SDM80		
ST235/80R16													G^																			
ST235/85R16													G^																			
215/75R17.5													H	H		H																
235/75R17.5													H																			
245/70R17.5													J																			
225/70R19.5													G	G		G		G		G												
245/70R19.5													H	H		H		H		H												
265/70R19.5													H																			
9.00R20 (SET)																						H										
10.00R20 (SET)																						J										
11.00R20 (SET)																						J										
10R22.5													G								G*											
11R22.5	H	H	H	H			G	G		H	H				H		H		H		H	H		H					H	H	H	
12R22.5										H*													H								J	
295/80R22.5										H*																						
315/80R22.5										J*														L	L						L	
295/75R22.5	H	H	G	H			G	G		G	G				G		H		H		G											
255/70R22.5							H						H	H							H*		H									
275/70R22.5													J										J									
305/70R22.5												L																				
385/65R22.5																										J	L					
425/65R22.5																										L	L					
445/65R22.5																										L						
445/50R22.5					L					L																						
12.00R24 (SET)																															L	
11R24.5	H	H	H	H			G	G		H	H				H		H		H		H	H		H					H	H		
285/75R24.5	H		G	G			G			G	G										G											

\* Denotes non-EFT tire ^ Denotes trailer tire only

# CONTENTS

<b>06</b>	<b>SFL70 EFT</b>	TOP PREMIUM STEER
<b>08</b>	<b>SDL70 EFT</b>	TOP PREMIUM DEEP CLOSED SHOULDER DRIVE
<b>10</b>	<b>S705 EFT</b>	TOP SUPER SINGLE DRIVE
<b>12</b>	<b>S696 EFT</b>	TOP SUPER SINGLE TRAILER
<b>14</b>	<b>STL70EFT</b>	TOP PREMIUM LINE-HAUL TRAILER
<b>16</b>	<b>S605 EFT</b>	PREMIUM LINE-HAUL STEER
<b>18</b>	<b>S606 EFT</b>	PREMIUM LINE-HAUL STEER
<b>20</b>	<b>S665 EFT</b>	STEER/ALL-POSITION
<b>22</b>	<b>S637</b>	REGIONAL ALL-POSITION
<b>24</b>	<b>S637SP</b>	REGIONAL ALL-POSITION
<b>26</b>	<b>S668 EFT</b>	REGIONAL ALL-POSITION
<b>28</b>	<b>S622</b>	PREMIUM LINE-HAUL TRAILER
<b>30</b>	<b>S637T</b>	HD ST TRAILER
<b>32</b>	<b>S624 EFT</b>	PREMIUM LINE-HAUL TRAILER
<b>34</b>	<b>S638</b>	PREMIUM URBAN TRANSIT
<b>36</b>	<b>S768 EFT</b>	CLOSED SHOULDER DRIVE
<b>38</b>	<b>S757</b>	SUPER REGIONAL ALL WEATHER DRIVE
<b>40</b>	<b>S753 EFT</b>	OPEN SHOULDER DRIVE
<b>42</b>	<b>SW01</b>	ALL SEASON PREMIUM REGIONAL DRIVE
<b>44</b>	<b>S740</b>	PREMIUM REGIONAL DRIVE
<b>46</b>	<b>S737SP</b>	REGIONAL DRIVE
<b>48</b>	<b>S759</b>	PREMIUM REGIONAL DRIVE
<b>50</b>	<b>S811</b>	MIXED SERVICE ALL-POSITION
<b>52</b>	<b>S815</b>	MIXED SERVICE ALL-POSITION
<b>54</b>	<b>S817</b>	MIXED SERVICE ALL-POSITION
<b>56</b>	<b>S826</b>	MIXED SERVICE WIDE BASE
<b>58</b>	<b>S825</b>	MIXED SERVICE WIDE BASE
<b>60</b>	<b>S758</b>	ON/OFF-ROAD TRACTION
<b>62</b>	<b>S917</b>	ON/OFF-ROAD TRACTION
<b>64</b>	<b>SAM80</b>	MIXED SERVICE ALL-POSITION
<b>66</b>	<b>SDM80</b>	MIXED SERVICE DRIVE

## SFL70 EFT

### TOP PREMIUM STEER

The Sailun SFL70 EFT is a premium steer tire engineered to deliver long tread wear and excellent handling characteristics. The SFL70 EFT's 230mm tread width, micro-sipes and redesigned decoupling groove minimize irregular wear. The EcoPoint3 tread compound provides industry leading low rolling resistance without compromising tread mileage. The Slim Bead casing design lowers casing weight to improve fuel efficiency without compromising durability. The SFL70 EFT is an ideal tire for long-haul highway steer axle applications where handling and wear uniformity are critical.



#### FEATURES & BENEFITS:

- Wide circumferential grooves deliver exceptional wet traction.
- Slim Bead for reduced rolling resistance.
- Decoupling groove reduces uneven wear.
- 230mm tread width.
- EcoPoint3 tread compound for low rolling resistance and enhanced mileage.

#### APPLICATIONS:

- **REGIONAL TRUCKS**
- **LINE-HAUL TRUCKS**



Code	Size	LI / SR	PR	T.D.	RIM	O.D.	S.W.	S.L.R.	LCCx1	LCCx2	A.P.
1603032	11R22.5	146/143 M	16	19	8.25	41.3	10.9	19.3	6,610	6,005	120
1603034	11R24.5	149/146 M	16	19	8.25	43.4	10.9	20.3	7,160	6,610	120
1603030	295/75R22.5	146/143 M	16	19	9.00	40.0	11.7	18.7	6,610	6,005	120

#### QUALITY

Every tire is tested for uniformity and dynamic balance to ensure optimal ride comfort and high quality performance.

#### WARRANTY

Sailun TOP Line products are covered by an industry leading 10-year warranty.

#### RETREADABILITY

Three Recap Casing Warranty with a Casing Retread Allowance.

\*See Sailun Medium Radial Truck Tire Limited Warranty for complete details.


#### COMPETITIVE PRODUCTS

Bridgestone R283 Ecopia,  
Goodyear G399A


230 mm wide tread footprint for handling and stability



Micro-sipes and decoupling groove to reduce irregular wear



Slim Bead to reduce casing weight and improve fuel economy



## SDL70 EFT

### TOP PREMIUM DEEP CLOSED SHOULDER DRIVE

The SDL70 EFT is a premium closed shoulder drive tire designed with a 240 mm wide footprint and 30/32" tread depth to deliver maximum mileage, stability and ride comfort. The SDL70 EFT has Slim Bead technology incorporated to reduce rolling resistance and improve fuel economy. The EcoPoint3 tread compound is produced by using a proprietary liquid phase mixing technology for the best compound dispersion. The benefit of EcoPoint3 is maximized mileage, wet traction and rolling resistance without compromise to any of the other attributes. SDL70 EFT is best suited for on highway long haul and regional applications.



#### FEATURES & BENEFITS:

- Wide footprint and deep tread for extended mileage.
- Slim Bead for reduced rolling resistance.
- EcoPoint3 tread compound for maximum mileage, wet traction and rolling resistance
- 3 Peak Mountain Snowflake (3PMS) certification for severe winter service.
- Smartway verified tire.

#### APPLICATIONS:

- **REGIONAL TRUCKS**
- **LINE-HAUL TRUCKS**





Code	Size	LI / SR	PR	T.D.	RIM	O.D.	S.W.	S.L.R.	LCCx1	LCCx2	A.P.
9630330	11R22.5	146/143 M	16	30	8.25	41.9	11.0	19.3	6,610	6,005	120
9630334	11R24.5	149/146 M	16	30	8.25	43.5	11.0	20.3	7,160	6,610	120
9630339	295/75R22.5	146/143 M	16	30	9.00	39.9	11.7	18.7	6,610	6,005	120
9630331	285/75R24.5	144/141 M	14	30	8.25	41.3	11.0	19.4	6,175	5,675	110

**QUALITY**

Every tire is tested for uniformity and dynamic balance to ensure optimal ride comfort and high quality performance.

**WARRANTY**

Sailun TOP Line products are covered by an industry leading 10-year warranty.

**RETREADABILITY**

Three Recap Casing Warranty with a Casing Retread Allowance.

\*See Sailun Medium Radial Truck Tire Limited Warranty for complete details.

**COMPETITIVE PRODUCTS**

Bridgestone M726EL,  
Goodyear Marathon LHD


240 mm wide tread footprint for stability and extended mileage



Solid shoulders, center lugs and deep tread for performance and traction



Slim Bead to reduce casing weight and improve fuel economy



## S705 EFT

### TOP SUPER SINGLE DRIVE

The S705 EFT super single drive tire delivers exceptional performance in line haul highway applications. The tire is engineered to wear evenly for long tread life. The solid shoulder provides stability for vehicle handling and control. The center-lug tread pattern enhances traction. The EcoPoint3 tread compound provides industry leading low rolling resistance without compromising tread mileage. The S705 EFT super single is best suited for long-haul highway drive axle applications for optimizing rolling resistance and mileage. This tire is also ideal for trucks being returned off lease where a new tire is required.



#### FEATURES & BENEFITS:

- Smartway verified tire.
- Deep tread depth for excellent tread life.
- Solid shoulders resist uneven wear.
- EcoPoint3 tread compound for low rolling resistance and maximum mileage.

#### APPLICATIONS:

- **LINE-HAUL TRUCKS**





Code	Size	LI / SR	PR	T.D.	RIM	O.D.	S.W.	S.L.R.	LCCx1	LCCx2	A.P.
6690145	445/50R22.5	161 L	20	26	14.00	40.3	17.5	18.9	10,200	-	120

**QUALITY**

Every tire is tested for uniformity and dynamic balance to ensure optimal ride comfort and high quality performance.

**WARRANTY**

Sailun TOP Line products are covered by an industry leading 10-year warranty.

**RETREADABILITY**

Three Recap Casing Warranty with a Casing Retread Allowance.

\*See Sailun Medium Radial Truck Tire Limited Warranty for complete details.


**COMPETITIVE PRODUCTS**

Bridgestone M835A Ecopia,  
Hankook DL07


Solid shoulder resists lateral scrubbing in tandem drive axles.



Engineered tread design provides low rolling resistance and improved efficiency.



Zig-zag circumferential grooves provide additional biting edges for increased traction.



## S696 EFT

### TOP SUPER SINGLE TRAILER

The S696-EFT super single trailer tire delivers exceptional performance in line haul trailer applications. This tire is engineered with a wide shoulder rib for stability and resistance to lateral scrub wear. The tread grooves channel water away from tread footprint in wet conditions. The 13/32" tread depth is optimized for even wear and long mileage in highway trailer applications. The EcoPoint3 tread compound provides industry leading low rolling resistance without compromising tread mileage. This super single is an ideal tire for long-haul highway trailer axle applications for optimizing rolling resistance and mileage. This tire is also ideal for trailers being returned off lease where a new tire is required.



#### FEATURES & BENEFITS:

- Smartway verified tire.
- Shallow tread reduces irregular wear.
- EcoPoint3 tread compound for low rolling resistance.
- Solid shoulder ribs minimize scrub wear.

#### APPLICATIONS:

- **TANDEM AXLE TRAILERS**
- **SINGLE AXLE TRAILERS**





Code	Size	LI / SR	PR	T.D.	RIM	O.D.	S.W.	S.L.R.	LCCx1	LCCx2	A.P.
6690144	445/50R22.5	161 M	20	13	14.00	40.0	17.5	18.8	10,200	-	120

**QUALITY**

Every tire is tested for uniformity and dynamic balance to ensure optimal ride comfort and high quality performance.

**WARRANTY**

Sailun TOP Line products are covered by an industry leading 10-year warranty.

**RETREADABILITY**

Three Recap Casing Warranty with a Casing Retread Allowance.

\*See Sailun Medium Radial Truck Tire Limited Warranty for complete details.


**COMPETITIVE PRODUCTS**

Bridgestone R135 Ecopia, Hankook TL07


Wide Shoulder - provides stability in lateral scrub situations



Tread Sipes - Provide extra grip in wet conditions



Tread Void Area - Channel water in wet road conditions



## STL70 EFT

### TOP PREMIUM LINE-HAUL TRAILER

The STL70 EFT is designed specifically for on highway trailer applications. The EcoPoint3 tread compound provides industry leading low rolling resistance without compromising tread mileage. The newly designed decoupling groove aids in minimizing irregular tread wear. Micro sipes along tread ribs help the tire run cool and minimize river wear. The Slim Bead casing design lowers casing weight to improve fuel efficiency without compromising durability. The STL70 EFT is an ideal tire for long-haul highway trailer axle applications where low rolling resistance and even wear are essential.



#### FEATURES & BENEFITS:

- Shallow tread reduces irregular wear.
- Slim Bead casing reduces rolling resistance.
- Decoupling groove minimizes irregular wear.
- EcoPoint3 tread compound for low rolling resistance and excellent mileage.
- Micro-sipes improve traction in wet conditions and dissipate heat for prolonged tread life.

#### APPLICATIONS:

- **LINE-HAUL TRAILERS (TANDEM)**
- **LINE-HAUL TRAILERS (SINGLE)**



Code	Size	LI / SR	PR	T.D.	RIM	O.D.	S.W.	S.L.R.	LCCx1	LCCx2	A.P.
1603036	11R22.5	144/142 M	14	12	8.25	41.5	11.0	19.3	6,175	5,840	105
1603037	11R24.5	146/143 M	14	12	8.25	43.5	11.0	20.3	6,610	6,005	105
1603035	295/75R22.5	144/141 M	14	12	9.00	39.9	11.7	18.7	6,175	5,675	110

### QUALITY

Every tire is tested for uniformity and dynamic balance to ensure optimal ride comfort and high quality performance.

### WARRANTY

Sailun TOP Line products are covered by an industry leading 10-year warranty.

### RETREADABILITY

Three Recap Casing Warranty with a Casing Retread Allowance.  
\*See Sailun Medium Radial Truck Tire Limited Warranty for complete details.

### COMPETITIVE PRODUCTS

Bridgestone R197 Ecopia,  
 Goodyear G316

230 mm wide tread footprint for extended mileage



Micro-sipes and decoupling groove to reduce irregular wear



Slim Bead to reduce casing weight and improve fuel economy



# SAILUN



## S605 EFT

### PREMIUM LINE-HAUL STEER

The S605 EFT is Sailun's premium line-haul steer tire, featuring a decoupling groove and five wide ribs for a stable ride at all speeds. Stone ejectors minimize tire damage, while extra-wide grooves and S-sipes improve traction for excellent hydroplaning resistance.

#### FEATURES & BENEFITS:

- Decoupling groove helps to minimize irregular wear.
- S-sipes improve traction in wet conditions and dissipate heat for prolonged tread life.
- Unique tread wall bite edges reduce irregular wear and improve traction.
- Stone ejectors protect tire from stone drilling.
- Smartway Verified for lower rolling resistance and improved fuel efficiency on highways.

#### APPLICATIONS:

- **LINE-HAUL TRUCKS**
- **INTRASTATE AND INTERSTATE BUSES**
- **REGIONAL TRUCKS**



Code	Size	LI / SR	PR	T.D.	RIM	O.D.	S.W.	S.L.R.	LCCx1	LCCx2	A.P.
8200180	11R22.5	146/143 M	16	18	8.25	41.3	10.9	19.3	6,610	6,005	120
8200182	11R24.5	149/146 M	16	18	8.25	43.4	10.9	20.3	7,160	6,610	120
8200184	295/75R22.5	146/143 M	16	18	9.00	40.0	11.7	18.7	6,610	6,005	120
8200186	285/75R24.5	147/144M	16	18	8.25	41.3	11.1	19.4	6,780	6,175	120

**QUALITY**

The S605 EFT is Sailun's premium line-haul steer tire. Uniformity is tested on every tire at the factory to ensure maximum ride comfort and performance.

**WARRANTY**

All Sailun products are covered by an industry leading new 8 year warranty.

**RETREADABILITY**

Three Recap Casing Warranty with a Casing Retread Allowance.

\*See Sailun Medium Radial Truck Tire Limited Warranty for complete details.


**COMPETITIVE PRODUCTS**

Goodyear G399A,  
Bridgestone R283 Ecopia

S-sipes improve traction in wet conditions and dissipate heat for prolonged tread life.



Stone ejectors protect tire from stone drilling.



Decoupling groove helps to minimize irregular wear.





## S606 EFT

### PREMIUM STEER ALL-POSITION

The S606 EFT is Sailun's premium steer tire, providing superior service for both Metro/Urban deliveries. This tire features extra wide shoulders with built-in sipes for excellent stability and traction under all weather conditions. An extra deep 21/32" tread depth ensures the S606 EFT delivers exceptional mileage, while an interlocking symmetrical tread block design promotes even wear and a square footprint.

#### FEATURES & BENEFITS:

- Wide footprint and square shoulder design for improved stability and mileage.
- Extra deep tread pattern (21/32") with special compound for extended tread life.
- Multi-sipes improve traction in wet conditions and dissipate heat for prolonged tread life.
- Unique tread wall grooves help reduce irregular wear and improve traction.
- Stone ejectors protect tire from stone drilling.
- Smartway Verified for lower rolling resistance and improved fuel efficiency on highways.

#### APPLICATIONS:

- **INTRASTATE AND INTERSTATE BUSES**
- **REGIONAL TRUCKS**
- **PICKUP AND DELIVERY TRUCKS**
- **TRACTOR TRAILERS**



Code	Size	LI / SR	PR	T.D.	RIM	O.D.	S.W.	S.L.R.	LCCx1	LCCx2	A.P.
5543001	11R22.5	146/143 M	16	21	8.25	41.6	10.9	19.4	6,610	6,005	120
5542984	11R24.5	149/146 M	16	21	8.25	43.6	10.9	20.4	7,160	6,610	120
8245141*	12R22.5*	152/148 M	16	21	9.00	42.7	12.1	19.9	7,830	6,940	123
1001398	295/75R22.5	144/141 L	14	21	9.00	39.9	11.7	18.8	6,175	5,675	110
1001400	285/75R24.5	144/141 L	14	21	8.25	41.3	11.1	19.5	6,175	5,675	110
8255184*	295/80R22.5*	152/148 M	16	21	9.00	41.1	11.6	19.4	7,830	6,940	123
8244197	315/80R22.5*	156/150 L	18	20	9.00	42.6	12.3	19.8	8,820	7,385	123

\* Non-EFT Tire

**QUALITY**

Every Sailun S606 EFT premium steer all-position tire is tested for uniformity at the factory to ensure maximum ride comfort and quality performance.

**WARRANTY**

All Sailun products are covered by an industry leading new 8 year warranty.

**RETREADABILITY**


Three Recap Casing Warranty with a Casing Retread Allowance.

\* See Sailun Medium Radial Truck Tire Limited Warranty for complete details.


**COMPETITIVE PRODUCTS**

Bridgestone R268 Ecopia, Goodyear Fuel Max RSA/Endurance RSA

Multi-sipes improve traction in wet conditions and dissipate heat for prolonged tread life.



Stone ejectors protect tire from stone drilling.



Wide footprint and square shoulder design for improved stability and mileage.



# SAILUN



## S665 EFT

### STEER/ALL-POSITION

The Sailun S665 EFT is an all-position radial truck tire optimized for steer axles. This tire is engineered for use in regional, interstate and metro applications on a large array of vehicle platforms.

#### FEATURES & BENEFITS:

- Micro-sipes within groove walls for enhanced traction in all weather conditions.
- Variable tread angles for self-cleaning and stone ejection.
- Reinforced sidewall for increased tread life.
- Smartway Verified for lower rolling resistance and improved fuel efficiency on highways.

#### APPLICATIONS:

- **INTRASTATE AND INTERSTATE BUSES**
- **REGIONAL TRUCKS**
- **FREIGHT TRUCKS**
- **LOCAL BUSES**
- **PICK-UP AND DELIVERY TRUCKS**



Code	Size	LI / SR	PR	T.D.	RIM	O.D.	S.W.	S.L.R.	LCCx1	LCCx2	A.P.
5540148	11R22.5	146/143 M	16	18	8.25	41.5	10.9	19.3	6,610	6,005	120
5540151	11R24.5	149/146 M	16	18	8.25	43.5	10.9	20.3	7,160	6,610	120
5540149	295/75R22.5	144/141 M	14	18	9.00	39.9	11.7	19.4	6,175	5,675	110
5540152	285/75R24.5	144/141 M	14	18	8.25	41.3	11.1	18.7	6,175	5,675	110

**QUALITY**

Every Sailun S665 tire is tested for uniformity at the factory to ensure maximum ride comfort and quality performance.

**WARRANTY**

All Sailun products are covered by an industry leading new 8 year warranty.

**RETREADABILITY**


Three Recap Casing Warranty with a Casing Retread Allowance.

\*See Sailun Medium Radial Truck Tire Limited Warranty for complete details.

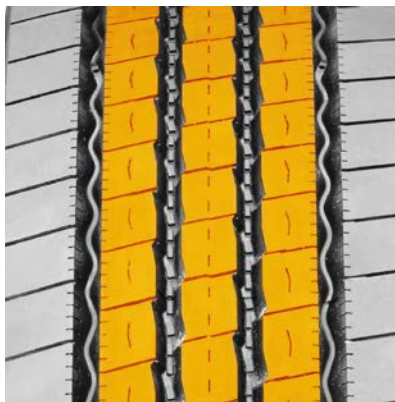
**COMPETITIVE PRODUCTS**

Bridgestone R250ED,  
Sumitomo ST727


Micro-sipes within groove walls for enhanced traction in all weather conditions.



Variable tread angles for self-cleaning and stone ejection.



Reinforced sidewall for increased tread life.





## S637

### REGIONAL ALL-POSITION

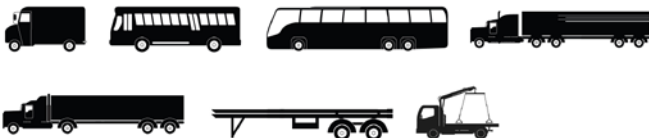
The S637 is a versatile regional all-position tire, featuring five extra-wide ribs for exceptional stability at all speeds. An extra-wide solid shoulder resists damage caused by high-scrub applications, while a mirrored tread design ensures even wear. Wide grooves are designed for hydroplaning resistance, while a long-life rubber compound is engineered for extended tread life.

#### FEATURES & BENEFITS:

- Multi-sipes improve traction in wet conditions and dissipate heat for prolonged tread life.
- Shallow tread designed to reduced rolling resistance for improved fuel economy.
- Unique tread wall grooves help reduce irregular wear and improve traction.

#### APPLICATIONS:

- **PICKUP AND DELIVERY TRUCKS**
- **REGIONAL TRUCKS**
- **LINE-HAUL TRUCKS**
- **REGIONAL TRAILERS**
- **LOW PLATFORM TRAILERS**



Code	Size	LI / SR	PR	T.D.	RIM	O.D.	S.W.	S.L.R.	LCCx1	LCCx2	A.P.
8244381	235/75R17.5	143/141 L	16	17	6.75	31.6	8.9	14.7	6,005	5,675	125
5547971	245/70R17.5	143/141 K	18	17	6.75	31.1	9.7	14.7	6,005	5,675	125
8244332	265/70R19.5	140/138 M	16	18	7.50	34.2	10.2	15.8	5,510	5,205	112
1001468	10R22.5	141/139 M	14	18	7.50	40.1	10.0	18.7	5,675	5,355	115
8254389	255/70R22.5	140/137 M	16	18	7.50	36.7	9.7	17.1	5,510	5,070	116
5547976	275/70R22.5	148/145 M	18	19	8.25	37.9	10.7	17.6	6,940	6,395	130

**QUALITY**

Every Sailun S637 regional all-position tire is tested for uniformity at the factory to ensure maximum ride comfort and quality performance.

**WARRANTY**

All Sailun products are covered by an industry leading new 8 year warranty.

**RETREADABILITY**


Three Recap Casing Warranty with a Casing Retread Allowance.

\*See Sailun Medium Radial Truck Tire Limited Warranty for complete details.


**COMPETITIVE PRODUCTS**

Bridgestone R238,  
Sumitomo ST718


Multi-sipes improve traction in wet conditions and dissipate heat for prolonged tread life.



Five rib design for improved stability.



Tread pattern designed to reduced rolling resistance for improved fuel economy.





## S637SP

### REGIONAL ALL-POSITION

The S637SP is a versatile regional all-position tire featuring all of the same attributes as the S637 for stability, scrub resistance and wear. To further extend tire life and improve retreadability, the S637SP is enhanced with sidewall protection ribs to withstand curb abrasion and sidewall cuts common in the Last Mile Delivery segment.

#### FEATURES & BENEFITS:

- Multi-sipes improve traction in wet conditions and dissipate heat for prolonged tread life.
- Shallow tread designed to reduced rolling resistance for improved fuel economy.
- Unique tread wall grooves help reduce irregular wear and improve traction.
- Sidewall protector ribs offer curb abrasion resistance

#### APPLICATIONS:

- **PICKUP AND DELIVERY TRUCKS**
- **REGIONAL TRUCKS**
- **REGIONAL TRAILERS**
- **LOW PLATFORM TRAILERS**
- **RECREATIONAL VEHICLES**
- **TOW TRUCKS**



Code	Size	LI / SR	PR	T.D.	RIM	O.D.	S.W.	S.L.R.	LCCx1	LCCx2	A.P.
5548284	215/75R17.5	128/126 L*	16	16	6.00	30.4	8.1	14.2	3,970	3,750	110
5548284	215/75R17.5	135/133 L**	16	16	6.00	30.4	8.1	14.2	4,805	4,540	120
5548285	225/70R19.5	128/126 N	14	16	6.75	32.0	8.6	14.9	3,970	3,750	110
5548286	245/70R19.5	136/134 N	16	16	7.50	33.0	9.8	15.4	4,940	4,675	120

\*as specified in ETRTO for all positions \*\* for trailer applications only

**QUALITY**

Every Sailun S637SP regional all-position tire is tested for uniformity at the factory to ensure maximum ride comfort and quality performance.

**WARRANTY**

All Sailun products are covered by an industry leading new 8 year warranty.

**RETREADABILITY**

Three Recap Casing Warranty with a Casing Retread Allowance.

\*See Sailun Medium Radial Truck Tire Limited Warranty for complete details.

**COMPETITIVE PRODUCTS**

Bridgestone R238,  
Sumitomo ST718


Sidewall protector ribs offer curb abrasion resistance.



Unique tread wall grooves help reduce irregular wear and improve traction.



Tread pattern designed to reduced rolling resistance for improved fuel economy.





## S668 EFT

### REGIONAL ALL-POSITION

The Sailun S668 EFT is a regional radial tire designed for all positions. The S668 EFT features contoured shoulders to deliver exceptional service life in the most extreme high scrub trailer applications. The contoured shoulders make the S668 EFT ideal for use on multi-axle and spread-axle trailers. This tire is engineered with our most durable rubber compound to resist lateral scrubbing throughout the service life.

#### FEATURES & BENEFITS:

- 5-Rib tread pattern promotes stable on road performance and even tread wear.
- Solid shoulder design promotes lateral stability for all positions.
- Stone protectors protect tire against stone drilling.
- Wide tread footprint maximizes tread life.

#### APPLICATIONS:

- **PICK-UP AND DELIVERY TRAILERS**
- **REGIONAL TRAILERS**
- **MULTI-AXLE TRAILERS**
- **SPREAD-AXLE TRAILERS**



Code	Size	LI / SR	PR	T.D.	RIM	O.D.	S.W.	S.L.R.	LCCx1	LCCx2	A.P.
4120821	11R22.5	146/143 M	16	16	8.25	41.5	11.0	19.0	6,610	6,005	120
4120824	11R24.5	149/146 M	16	16	8.25	43.5	11.0	20.0	7,160	6,610	120
5543368	255/70R22.5*	140/137 L	16	16	7.50	36.6	10.0	17.1	5,510	5,070	120
4120833	295/75R22.5	146/143 M	16	16	9.00	39.9	11.7	19.0	6,610	6,005	120

\* Non-EFT Tire

**QUALITY**

Every Sailun S668 EFT tire is tested for uniformity at the factory to ensure maximum ride comfort and quality performance.

**WARRANTY**

All Sailun products are covered by an industry leading new 8 year warranty.

**RETREADABILITY**

Three Recap Casing Warranty with a Casing Retread Allowance.  
\*See Sailun Medium Radial Truck Tire Limited Warranty for complete details.

**COMPETITIVE PRODUCTS**

Bridgestone R196


5-Rib tread pattern promotes stable road performance and even wear.



Contoured solid shoulder for high scrub applications.



Stone ejectors protect tire against stone drilling.





## S622

### PREMIUM LINE-HAUL TRAILER

The S622 EFT is a premium free-rolling position trailer tire. The tread pattern features a decoupling groove to resist irregular wear and wide ribs to prevent damage caused by high-scrub applications. The S622 EFT is also a low-rolling resistance tire designed to maximize your mileage and fuel economy.

#### FEATURES & BENEFITS:

- Decoupling grooves help minimize irregular wear.
- V-sipes improve traction in wet conditions and dissipate heat for prolonged tread life.
- Main groove stone ejectors protect tire against stone drilling.
- 5 full depth grooves for excellent traction in wet and dry conditions.

#### APPLICATIONS:

- **TANDEM TRAILERS**



Code	Size	LI / SR	PR	T.D.	RIM	O.D.	S.W.	S.L.R.	LCCx1	LCCx2	A.P.
8245385	255/70R22.5	140/137 L	16	14	7.50	36.5	9.7	17.0	5,510	5,070	120

**QUALITY**

Sailun technology and quality of the S622 EFT has been approved for use on EPA Smartway certified equipment.

**WARRANTY**

All Sailun products are covered by an industry leading new 8 year warranty.

**RETREADABILITY**

Three Recap Casing Warranty with a Casing Retread Allowance.

**COMPETITIVE PRODUCTS**

Bridgestone R197 Ecopia, Goodyear G316

V-sipes improve traction in wet conditions and dissipate heat for prolonged tread life



Main groove stone ejectors protect tire against stone drilling



5 full-depth grooves for excellent traction in wet and dry conditions





## S637T

### HD ST TRAILER

The Sailun S637T is an all-steel highway rib tire designed to provide the ultimate in performance for trailer applications. The heavy duty all steel construction delivers low rolling resistance, superior strength and durability while providing sure-footing and straight tracking. The S637T is perfect for all high load capacity trailer applications.

#### FEATURES & BENEFITS:

- All steel construction for maximum strength and load capacity.
- Multi-sipes improve traction in wet conditions and dissipate heat for prolonged tread life.
- Five rib design for improved stability.
- Solid shoulder to resist irregular wear and improve fuel efficiency.

#### APPLICATIONS:

- **RV TRAILERS**
- **5TH WHEEL TRAILERS**
- **UTILITY TRAILERS**
- **BOAT TRAILERS**



Code	Size	LI / SR	PR	T.D.	RIM	O.D.	S.W.	S.L.R.	LCCx1	LCCx2	A.P.
4120722	ST225/75R15*	121/118 M	12	10	6.00	28.3	8.8	13.2	3,200	2,910	95
4122464	ST235/80R16*	130/126M	16	10	6.50	30.8	9.3	13.9	4,190	3,750	120
4122465	ST235/85R16*	133/128M	16	12	6.50	31.7	9.3	14.3	4,540	3,970	120

\* All steel construction specifically designed for Trailer application only. Requires special high load capacity wheel. Consult wheel manufacturer for proper application.

**QUALITY**

Every Sailun S637T all steel highway tire is tested for uniformity at the factory to ensure maximum ride comfort and quality performance.

**WARRANTY**

All Sailun products are covered by an industry leading new 8 year warranty.

**RETREADABILITY**


Three Recap Casing Warranty with a Casing Retread Allowance.

\*See Sailun Medium Radial Truck Tire Limited Warranty for complete details.

**COMPETITIVE PRODUCTS**

Duraturon DT23, Supermax HA4, Hercules H-901ST


Multi-sipes improve traction in wet conditions and dissipate heat for prolonged tread life.



All steel construction for maximum strength and load capacity.



Five rib design for improved stability.





## S624 EFT

### PREMIUM LINE-HAUL TRAILER

The S624 EFT is a premium free-rolling position trailer tire for on highway applications. The tread pattern features a decoupling groove to resist irregular wear. The rib pattern promotes long even wear and low rolling resistance. The S624 EFT utilizes new Advanced Compound Technology tread compound. Advanced Compound Technology is produced by mixing in a fluid state for the best compound dispersion. The benefit of Advanced Compound Technology is maximized mileage, wet traction and rolling resistance without compromise.

#### FEATURES & BENEFITS:

- Decoupling grooves help minimize irregular wear.
- Micro-sipes improve traction in wet conditions and dissipate heat for prolonged tread life.
- Advanced Compound Technology for maximum mileage, wet traction and rolling resistance
- Smartway verified

#### APPLICATIONS:

- **TANDEM TRAILERS**



Code	Size	LI / SR	PR	T.D.	RIM	O.D.	S.W.	S.L.R.	LCCx1	LCCx2	A.P.
9630534	11R22.5	144/142 M	14	12	8.25	41.5	11.0	19.3	6,175	5,840	105
9630535	11R24.5	146/143 M	14	12	8.25	43.5	11.0	20.3	6,610	6,005	105
9630536	295/75R22.5	144/141 M	14	12	9.00	39.9	11.7	18.7	6,175	5,675	110
9630537	285/75R24.5	144/141 M	14	12	8.25	41.3	11.1	19.4	6,175	5,675	110

**QUALITY**

Sailun technology and quality of the S624 EFT will be approved for Smartway once verified by the U.S. EPA.

**WARRANTY**

All Sailun products are covered by an industry leading new 8 year warranty.


**RETREADABILITY**

Three Recap Casing Warranty with a Casing Retread Allowance.


**COMPETITIVE PRODUCTS**

Bridgestone R197 Ecopia, Goodyear G316


Decoupling groove helps to minimize irregular wear



Micro-sipes improve traction in wet conditions and dissipate heat for prolonged tread life



Shallow five-rib design and Advanced Compound Technology for low rolling resistance



# SAILUN



## S638 CITY CONVOY

### PREMIUM URBAN TRANSIT

The S638 is a long wearing tire best suited for city transit buses. The wide shoulder rib is designed to stand up to lateral scrubbing. The 5/32" sidewall protection rib protects the casing from curb abrasion common in this application.

#### FEATURES & BENEFITS:

- Suitable for all positions
- Long wearing for low cost per mile
- Sidewall protection to resist curb scrubbing
- 3PMS Certified model for winter traction

#### APPLICATIONS:

- **INTER-CITY TRANSIT BUSES**
- **TANDEM TRAILERS**



Code	Size	LI / SR	PR	T.D.	RIM	O.D.	S.W.	S.L.R.	LCCx1	LCCx2	A.P.
1602453	305/70R22.5	153/150K	20	22	9.00	39.4	12.0	18.2	8,050	7,390	130

**QUALITY**

Factory testing for uniformity ensures maximum ride comfort and quality performance.

**WARRANTY**

All Sailun products are covered by an industry leading new 8 year warranty.


**COMPETITIVE PRODUCTS**

Bridgestone R192  
Hankook SmartCity AU04

Sidewall protection to resist curb scrubbing.



Wide shoulder rib designed to stand up to lateral scrubbing.



Siping for added traction in wet and icy conditions





## S768 EFT

### CLOSED-SHOULDER DRIVE

The S768 EFT is a premium closed shoulder drive tire, designed with a wide shoulder featuring tapered lateral edges for enhanced lateral stability. The S768 EFT also features stone ejector buttons that reduce stone retention, and an extra-deep tread depth for enhanced tread life.

#### FEATURES & BENEFITS:

- Wide footprint and square shoulder design for improved stability and mileage.
- Extra deep tread pattern with special compound for extended tread life.
- Multi-sipes improve traction in wet conditions and dissipate heat for prolonged tread life.
- Stone ejectors protect tire from stone drilling.
- Smartway Verified for lower rolling resistance and improved fuel efficiency on highways.

#### APPLICATIONS:

- **LINE-HAUL TRUCKS**
- **REGIONAL TRUCKS**
- **INTRASTATE AND INTERSTATE BUSES**



Code	Size	LI / SR	PR	T.D.	RIM	O.D.	S.W.	S.L.R.	LCCx1	LCCx2	A.P.
5542986	11R22.5	146/143 M	16	25	8.25	41.8	10.9	19.5	6,610	6,005	120
5542988	11R24.5	149/146 M	16	25	8.25	43.9	10.9	20.5	7,160	6,610	120
8200196	295/75R22.5	144/141 L	14	25	9.00	40.5	11.7	18.7	6,175	5,675	110
8200195	285/75R24.5	144/141 L	14	25	8.25	41.9	11.1	19.6	6,175	5,675	110

**QUALITY**

The Sailun S768 EFT has been approved for use on EPA Smartway certified equipment with a superior 4 belt package casing provides durability and excellent retreadability.

**WARRANTY**

All Sailun products are covered by an industry leading new 8 year warranty.

**RETREADABILITY**


Three Recap Casing Warranty with a Casing Retread Allowance.

\*See Sailun Medium Radial Truck Tire Limited Warranty for complete details.


**COMPETITIVE PRODUCTS**

Bridgestone M710 Ecopia, Goodyear G362


Stone ejectors protect tire from stone drilling



Extra deep tread pattern with special compound for extended tread life



Multi-sipes improve traction in wet conditions and dissipate heat for prolonged tread life



# SAILUN



## S757

### SUPER REGIONAL ALL WEATHER DRIVE

The S757 represents a new generation of Sailun drive tires. The S757 is an all-weather drive tire engineered for traction and mileage in line-haul and regional service applications. The extra-wide footprint and solid shoulders improve stability and handling. The lug tread pattern and siping improves grip and the 4 zig-zag channels evacuate water away from the tread face. The S757's 26/32" tread depth provides long tread life and lower cost per mile.

#### FEATURES & BENEFITS:

- Extensive sipes improve traction in wet conditions and dissipate heat for prolonged tread life.
- Tie-bars on external lugs add rigidity to lugs to prevent irregular wear and improve stability.
- Extra-wide footprint promotes stability, improved handling, even treadwear, and long tread life.
- 3PMS certified for all weather conditions.

#### APPLICATIONS:

- **REGIONAL TRUCKS**
- **PICK-UP AND DELIVERY TRUCKS**
- **LINE-HAUL TRUCKS**



Code	Size	LI / SR	PR	T.D.	RIM	O.D.	S.W.	S.L.R.	LCCx1	LCCx2	A.P.
5542490	11R22.5	146/143 L	16	26	8.25	41.9	11.0	19.5	6,610	6,005	120
5543713	295/75R22.5	146/143 L	16	26	9.00	39.9	11.7	18.7	6,610	6,005	120
5542494	11R24.5	149/146 L	16	26	8.25	43.9	11.0	20.4	7,160	6,610	120

**QUALITY**

Every Sailun S757 super regional drive tire is tested for uniformity at the factory to ensure maximum ride comfort and quality performance.

**WARRANTY**

All Sailun products are covered by an industry leading new 8 year warranty.

**RETREADABILITY**


Three Recap Casing Warranty with a Casing Retread Allowance.

\*See Sailun Medium Radial Truck Tire Limited Warranty for complete details.


**COMPETITIVE PRODUCTS**

Bridgestone M760, Sumitomo ST948

Extra-wide footprint promotes stability, improved handling, even treadwear, and long tread life.



Extensive sipes improve traction in wet conditions and dissipate heat for prolonged tread life.



Tie-bars on shoulder lugs add rigidity to prevent irregular wear and improve stability.



# SAILUN



## S753 EFT

### OPEN SHOULDER DRIVE

The S753 EFT is a premium open shoulder drive, excellent for regional and pickup applications. Featuring a center interlocking tread block designed for improved stability, the S753 delivers exceptional tread life at 25/32\*\* tread depth. \*Exception: 10R22.5, 255/70R22.5.

### FEATURES & BENEFITS:

- Open shoulder design and tread grooves promote self-cleaning characteristics and improve traction.
- Central and edge siping for improved traction.
- Extra strong casing design for enhanced durability.
- Integrated central lugs for improved stability.
- Smartway Verified for lower rolling resistance and improved fuel efficiency on highways.

### APPLICATIONS:

- **PICKUP AND DELIVERY TRUCKS**
- **INTRASTATE AND INTERSTATE BUSES**
- **REGIONAL TRUCKS**
- **LINE-HAUL TRUCKS**
- **LOCAL BUSES**
- **DUMP TRUCKS**



Code	Size	LI / SR	PR	T.D.	RIM	O.D.	S.W.	S.L.R.	LCCx1	LCCx2	A.P.
5543673	10R22.5*	141/139 M	14	23	7.50	40.6	10.0	18.7	5,675	5,355	115
5542971	11R22.5	146/143 M	16	25	8.25	41.8	10.9	19.5	6,610	6,005	120
5542987	11R24.5	149/146 M	16	25	8.25	43.9	10.9	20.5	7,160	6,610	120
5542386	255/70R22.5*	140/137 L	16	24	7.50	36.9	10.0	17.1	5,510	5,070	120
5540527	295/75R22.5	144/141 L	14	25	9.00	40.5	11.7	20.2	6,175	5,675	110
5540526	285/75R24.5	144/141 L	14	25	8.25	41.6	11.1	19.4	6,175	5,675	110

\* Size not Smartway Verified

**QUALITY**

The Sailun S753 EFT has been approved for use on EPA Smartway certified equipment with a superior 4 belt package casing provides durability and excellent

**WARRANTY**

All Sailun products are covered by an industry leading new 8 year warranty.

**RETREADABILITY**

Three Recap Casing Warranty with a Casing Retread Allowance.

\*See Sailun Medium Radial Truck Tire Limited Warranty for complete details.


**COMPETITIVE PRODUCTS**

Bridgestone M711, Goodyear G182


Central and edge siping for improved traction



Open shoulder design and tread grooves promote self-cleaning characteristics and improve traction



Integrated central lugs for improved stability



# SAILUN



## SWO1

ALL SEASON PREMIUM REGIONAL DRIVE

The Sailun SWO1 is a premium regional on highway drive tire designed for four season traction. This versatile tire is ideal for all weather conditions and features an aggressive symmetrical tread design for exceptional traction in snow and ice conditions. The SWO1 is best suited for on highway applications that require snow and ice traction

### FEATURES & BENEFITS:

- Extensive sipes in tread pattern for exceptional snow and ice traction.
- Aggressive tread blocks for outstanding snow handling.
- Tread pattern promotes self-cleaning and resists stone drilling.
- 3 Peak Mountain Snowflake (3PMS) certification for severe winter service.

### APPLICATIONS:

- **REGIONAL TRUCKS**
- **LINE-HAUL TRUCKS**
- **PICK-UP AND DELIVERY TRUCKS**
- **REFUSE TRUCKS**
- **COLD WEATHER CONDITIONS**



Code	Size	LI / SR	PR	T.D.	RIM	O.D.	S.W.	S.L.R.	LCCx1	LCCx2	A.P.
5540969	11R22.5	146/143 L	16	27	8.25	41.9	11.0	19.3	6,610	6,005	120
5544201	295/75R22.5	146/143 L	16	27	9.00	39.9	11.7	18.7	6,610	6,005	120
5542068	11R24.5	149/146 L	16	27	8.25	43.9	11.0	20.2	7,160	6,610	120

**QUALITY**

Every Sailun SW01 tire is tested for uniformity at the factory to ensure maximum ride comfort and quality performance.

**WARRANTY**

All Sailun products are covered by an industry leading new 8 year warranty.

**RETREADABILITY**


Three Recap Casing Warranty with a Casing Retread Allowance.

\*See Sailun Medium Radial Truck Tire Limited Warranty for complete details.


**COMPETITIVE PRODUCTS**

Aeolus ADW81


Extensive sipes in tread pattern for exceptional mud, snow and ice traction.



Aggressive tread blocks for outstanding snow and mud handling.



Tread pattern promotes self-cleaning and resists stone drilling.



# SAILUN



## S740

### PREMIUM REGIONAL DRIVE

The Sailun S740 is a premium regional drive tire designed with four season traction in mind. This tire is ideal for severe wet, mud, snow and ice conditions because of the enhanced siped tread pattern. The S740 will provide outstanding handling and stability in the most demanding winter driving conditions.

#### FEATURES & BENEFITS:

- Extensive sipes in tread pattern for exceptional ice and snow traction.
- Aggressive tread blocks for outstanding snow and mud handling.
- Open tread pattern cleans out well in snow and mud conditions.
- 3 Peak Mountain Snowflake denotes a true winter tire.

#### APPLICATIONS:

- **REGIONAL TRUCKS**
- **PICK-UP AND DELIVERY TRUCKS**
- **TOW TRUCKS**
- **COLD WEATHER CONDITIONS**



Code	Size	LI / SR	PR	T.D.	RIM	O.D.	S.W.	S.L.R.	LCCx1	LCCx2	A.P.
5541271	225/70R19.5	128/126 M	14	21	6.75	32.2	8.9	15.4	3,970	3,750	110
5541270	245/70R19.5	135/133 L	16	21	7.50	33.3	9.8	15.4	4,805	4,540	125

**QUALITY**

The Sailun S740 premium regional drive tire is one of the first light commercial truck tires to receive the 3 Peak Mountain Snowflake (3PMSF) certification.

**WARRANTY**

All Sailun products are covered by an industry leading new 8 year warranty.

**RETREADABILITY**

Three Recap Casing Warranty with a Casing Retread Allowance.

\*See Sailun Medium Radial Truck Tire Limited Warranty for complete details.

**COMPETITIVE PRODUCTS**

Bridgestone M729F,  
Bridgestone M724F,  
Goodyear G622 RSD

Extensive sipes in tread pattern for exceptional ice and snow traction



Aggressive tread blocks for outstanding snow and mud handling



Open tread pattern cleans out well in snow and mud conditions





## S737SP

### REGIONAL DRIVE

The S737SP is a regional pickup and delivery drive tire, enhanced to extend tire life and improve retreadability with sidewall protection ribs that withstand curb abrasion and sidewall cuts common in the Last Mile Delivery segment. Certified with the three-peak mountain snowflake (3PMS) symbol, the S737SP meets the industry's severe snow service requirements ensuring year-round traction in all weather conditions.

#### FEATURES & BENEFITS:

- Integrated tie bars reduce irregular wear and promote increased stability.
- Angled lug and siping design improves overall traction and wet grip.
- 3 Peak Mountain Snowflake denotes a true winter tire.
- Sidewall protector ribs offer curb abrasion resistance

#### APPLICATIONS:

- **PICKUP AND DELIVERY TRUCKS**
- **REGIONAL TRUCKS**
- **RV'S**
- **TOW TRUCKS**



Code	Size	LI / SR	PR	T.D.	RIM	O.D.	S.W.	S.L.R.	LCCx1	LCCx2	A.P.
5548287	215/75R17.5	135/133 L	16	19	6.00	30.5	8.1	14.1	4,805	4,540	120
5548288	225/70R19.5	128/126 N	14	20	6.75	32.2	8.6	15.0	3,970	3,750	110
5548289	245/70R19.5	136/134 M	16	21	7.50	33.4	9.6	15.5	4,940	4,675	120

**QUALITY**

Every Sailun S737SP tire is tested for uniformity at the factory to ensure maximum ride comfort and quality performance.

**WARRANTY**

All Sailun products are covered by an industry leading new 8 year warranty.

**RETREADABILITY**

Three Recap Casing Warranty with a Casing Retread Allowance.

\*See Sailun Medium Radial Truck Tire Limited Warranty for complete details.

**COMPETITIVE PRODUCTS**

Bridgestone M729F,  
Sumitomo ST918

Sidewall protector ribs offer curb abrasion resistance.



Angled lug and siping design improves overall traction and wet grip.



Integrated tie bars reduce irregular wear and promote increased stability.



# SAILUN



## S759



### PREMIUM REGIONAL DRIVE

The Sailun S759 is a premium regional drive tire designed for superior on and off road performance. The open shoulder siped block design in conjunction with the zigzag lugs provide all the traction required for any weather or road condition. The S759 will provide outstanding handling and stability in the most demanding winter driving conditions.

#### FEATURES & BENEFITS:

- Shoulder block sipes for enhanced ice and snow traction.
- Aggressive tread blocks for outstanding snow and mud handling.
- Open tread pattern cleans out well in snow and mud conditions.
- 3 Peak Mountain Snowflake denotes a true winter tire.

#### APPLICATIONS:

- **REGIONAL TRUCKS**
- **PICK-UP AND DELIVERY TRUCKS**
- **TOW TRUCKS**
- **COLD WEATHER CONDITIONS**



Code	Size	LI / SR	PR	T.D.	RIM	O.D.	S.W.	S.L.R.	LCCx1	LCCx2	A.P.
5547941	225/70R19.5	128/126 M	14	20	6.75	31.9	8.9	14.9	3,970	3,750	110
5547942	245/70R19.5	135/133 M	16	20	7.50	33.0	9.8	15.4	4,805	4,540	120

**QUALITY**

Factory testing for uniformity ensures maximum ride comfort and quality performance.

**WARRANTY**

All Sailun products are covered by an industry leading new 8 year warranty.

**RETREADABILITY**


Three Recap Casing Warranty with a Casing Retread Allowance.

\*See Sailun Medium Radial Truck Tire Limited Warranty for complete details.


**COMPETITIVE PRODUCTS**

Continental HDR+ (18/32"),  
Bridgestone M704 (20/32"),  
Goodyear G622 (19/32")

Open tread pattern cleans out well in snow and mud conditions.



Aggressive tread blocks for outstanding snow and mud handling.



Shoulder block sipes for enhanced ice and snow traction.





## S811

### MIXED SERVICE ALL-POSITION

The Sailun S811 is an all-position rib suitable for both on and off-road applications. The S811 was engineered with extended tread life in mind, and designed to deliver class-leading cut and chip resistance.

#### FEATURES & BENEFITS:

- Four rib design with zigzag patterns for stone protection.
- Deep arrowhead shoulder grooves for maximum traction in rough terrain situations.
- Extra-deep tread design and unique compound for extended tread life.

#### APPLICATIONS:

- **REGIONAL TRUCKS**
- **DUMP TRUCKS**
- **READY MIX TRUCKS**
- **REFUSE TRUCKS**
- **LOGGING TRUCKS**



Code	Size	LI / SR	PR	T.D.	RIM	O.D.	S.W.	S.L.R.	LCCx1	LCCx2	A.P.
8245543	9.00R20 ^	144/142 K	16	19	7.00	36.5	10.0	18.8	6,175	5,840	130
8200006	10.00R20 ^	149/146 K	18	21	7.50	41.5	11.0	19.1	7,160	6,610	135
1000645	11.00R20 ^	152/149 K	18	21	8.00	42.7	11.5	19.7	7,830	7,160	135
5543035	11R22.5	148/145 M	16	20	8.25	41.5	11.0	19.3	6,940	6,395	120
5543037	11R24.5	149/146 L	16	21	8.25	43.5	11.0	20.3	7,160	6,610	120

^ Denotes Tube Type

**QUALITY**

Sailun S811 offers a specially formulated tread compound and deeper tread depth for improved tread life ideally suited for off-road and construction applications.

**WARRANTY**

All Sailun products are covered by an industry leading new 8 year warranty.

**RETREADABILITY**

Three Recap Casing Warranty with a Casing Retread Allowance.

\*See Sailun Medium Radial Truck Tire Limited Warranty for complete details.

**COMPETITIVE PRODUCTS**

Bridgestone M853

Four rib design with zigzag patterns for stone protection.



Deep arrowhead shoulder grooves for maximum traction in rough terrain situations.



Extra-deep tread design and unique compound for extended tread life.





## S815

### MIXED SERVICE ALL-POSITION

The S815 is a mixed service tread featuring a chip-resistant compound ideally suited for off-road and construction applications. A zigzag tread pattern design reduces stone retention, while maximizing traction under all applications. Sidewall protectors are engineered to provide an enhanced level of protection to the casing.

#### FEATURES & BENEFITS:

- Large deep shoulder grooves for improved traction and heat dissipation.
- Interlocking ribs promote improved stability and smoother wear.
- Wide footprint and unique shoulder design for improved stability.
- Specially formulated compound and deep tread depth for improved tread life.
- Stone ejectors protect tire from stone drilling.

#### APPLICATIONS:

- **DUMP TRUCKS**
- **MIX CONCRETE TRUCKS**
- **REGIONAL TRUCKS**
- **REGIONAL TRAILERS**
- **MULTI-AXLE TRAILERS**
- **SPREAD-AXLE TRAILERS**
- **DUMP TRAILERS**



Code	Size	LI / SR	PR	T.D.	RIM	O.D.	S.W.	S.L.R.	LCCx1	LCCx2	A.P.
8200222	12R22.5	152/148 L	16	21	9.00	42.9	11.8	19.9	7,830	6,940	123

**QUALITY**

Sailun S815 offers a specially formulated tread compound and deeper tread depth for improved tread life ideally suited for off-road and construction applications.

**WARRANTY**

All Sailun products are covered by an industry leading new 8 year warranty.

**RETREADABILITY**

Three Recap Casing Warranty with a Casing Retread Allowance.

\*See Sailun Medium Radial Truck Tire Limited Warranty for complete details.

**COMPETITIVE PRODUCTS**

Bridgestone M853

Large, deep shoulder grooves for improved traction and heat dissipation.



Interlocking lugs promote improved stability and smoother wear.



Specially formulated compound and deep tread depth for improved tread life.





## S817

### MIXED SERVICE ALL-POSITION

The S817 is a mixed service all-position design featuring a chip and cut resistant compound ideally suited for off-road and construction applications. The tread void opening and groove angles reduce stone retention, while maximizing stability. The tread to void ratio optimizes both traction and mileage these applications require.

#### FEATURES & BENEFITS:

- Solid shoulder for scrub resistance.
- Interlocking ribs promote smooth wear and extend mileage.
- Wide footprint and unique shoulder design for improved stability.
- Optimized tread void angle to reduce stone retention.
- Specially formulated compound for cut/chip resistance.

#### APPLICATIONS:

- **DUMP TRUCKS**
- **MIX CONCRETE TRUCKS**
- **REGIONAL TRUCKS**
- **REGIONAL TRAILERS**
- **MULTI-AXLE TRAILERS**
- **SPREAD-AXLE TRAILERS**
- **DUMP TRAILERS**



Code	Size	LI / SR	PR	T.D.	RIM	O.D.	S.W.	S.L.R.	LCCx1	LCCx2	A.P.
5548254	11R22.5	146/143 L	16	21	8.25	41.7	11.0	19.3	6,610	6,005	120
5548255	11R24.5	149/146 L	16	21	8.25	43.7	11.0	20.3	7,160	6,610	120
5548256	255/70R22.5	140/137 L	16	20	7.50	36.6	10.0	17.1	5,510	5,070	120
5548257	275/70R22.5	148/145 K	18	21	8.25	37.7	10.8	17.6	6,940	6,395	130
5548258	315/80R22.5	161/157 G	20	20	9.00	42.4	12.3	19.7	10,200	9,090	130

**QUALITY**

Every Sailun S817 tire is tested for uniformity at the factory to ensure maximum ride comfort and quality performance.

**WARRANTY**

All Sailun products are covered by an industry leading new 8 year warranty.

**RETREADABILITY**


Three Recap Casing Warranty with a Casing Retread Allowance.

\*See Sailun Medium Radial Truck Tire Limited Warranty for complete details.

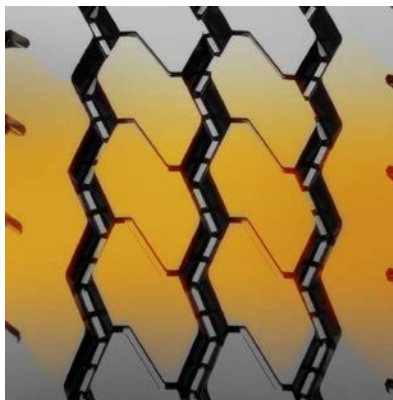
**COMPETITIVE PRODUCTS**

Bridgestone M853,  
Continental HSR3


Stone Ejectors to prevent stone retention and casing damage.



Tread design optimized for both traction and long life.



Wide shoulder construction to resist scrub wear.





## S826

### MIXED SERVICE WIDE BASE

The Sailun S826 wide base tire delivers exceptional performance in mixed service applications. The S826 is engineered with a 4-belt package to deliver superior resistance to shocks and penetrations. Its aggressive tread design provides excellent traction off-road and on. The S826 features wide circumferential grooves which deliver enhanced wet traction. The tread grooves are engineered with "stone ejectors" to prevent stone drilling for a long casing life and improved retreadability. The S826 is designed to handle severe service applications such as heavy construction, dump trucks, ready-mix trucks and regional trucks.

#### FEATURES & BENEFITS:

- Interlocking lugs promote improved stability and smoother wear.
- Stone ejectors protect tire against stone drilling
- Wide footprint and unique shoulder design for improved stability.
- Specially formulated compound for improved tread life.

#### APPLICATIONS:

- **DUMP TRUCKS**
- **REFUSE TRUCKS**
- **READY MIX TRUCKS**
- **REGIONAL TRUCKS**



Code	Size	LI / SR	PR	T.D.	RIM	O.D.	S.W.	S.L.R.	LCCx1	LCCx2	A.P.
4121165	385/65R22.5	160 K	20	22	11.75	42.2	15.1	19.8	9,920	N/A	130
5542973	425/65R22.5	165 K	20	22	12.25	44.3	16.6	20.3	11,400	N/A	120

Interlocking lugs promote improved stability and smoother wear.



Stone ejectors protect tire against stone drilling.



Specially formulated compound for improved tread life.





## S825

### MIXED SERVICE WIDE BASE

The S825 is an all-position mixed service tire, engineered with a rubber compound that resists high-scrub and off-road applications. Stone ejector buttons reduce tire damage, and angled tread blocks are designed to deliver excellent wet traction.

#### FEATURES & BENEFITS:

- Wide footprint and unique shoulder design for improved stability.
- Interlocking lugs promote improved stability and smoother wear.
- Specially formulated compound for improved tread life.
- Stone ejectors protect tire against stone drilling.

#### APPLICATIONS:

- **DUMP TRUCKS**
- **REFUSE TRUCKS**
- **MIX CONCRETE TRUCKS**
- **REGIONAL TRUCKS**



Code	Size	LI / SR	PR	T.D.	RIM	O.D.	S.W.	S.L.R.	LCCx1	LCCx2	A.P.
1001333	445/65R22.5	168 K	20	21	13.00	45.3	17.5	20.7	12,300	N/A	120

**QUALITY**

The Sailun guarantee; a consistently uniform wide base tire with extra strong casing designed for durability.

**WARRANTY**

All Sailun products are covered by an industry leading new 8 year warranty.

**RETREADABILITY**

Three Recap Casing Warranty with a Casing Retread Allowance.

\*See Sailun Medium Radial Truck Tire Limited Warranty for complete details.

**COMPETITIVE PRODUCTS**

Goodyear G296 MSA, Bridgestone M854/M844

Interlocking lugs promote improved stability and smoother wear.



Stone ejectors protect tire against stone drilling.



Specially formulated compound for improved tread life.





## S758

### ON/OFF-ROAD TRACTION

The S758 is designed for severe off-road traction applications. With an extra-deep 31/32" tread depth and a rubber compound engineered to resist the most demanding environments, the S758 is ideal for construction, logging, and off-road environments. Stone protectors resist the damages caused by stone retention, and an open shoulder with tapered sidewalls aid in lateral stability.

#### FEATURES & BENEFITS:

- Open grooves to maximize self-cleaning.
- Stone protectors protect tire against stone drilling.
- Extra deep tread (31/32") and M&S lug pattern designed specifically for on-and-off road applications.

#### APPLICATIONS:

- **DUMP TRUCKS**
- **LTOGGING TRUCKS**
- **MIX CONCRETE TRUCKS**



Code	Size	LI / SR	PR	T.D.	RIM	O.D.	S.W.	S.L.R.	LCCx1	LCCx2	A.P.
5543059	11R22.5	146/143 K	16	31	8.25	42.2	10.9	19.6	6,610	6,005	120
5543060	11R24.5	149/146 K	16	31	8.25	43.9	10.9	20.6	7,160	6,610	120

**QUALITY**

Every Sailun S758 tire is tested for uniformity at the factory to ensure maximum ride comfort and quality performance.

**WARRANTY**

All Sailun products are covered by an industry leading new 8 year warranty.

**RETREADABILITY**


Three Recap Casing Warranty with a Casing Retread Allowance.

\*See Sailun Medium Radial Truck Tire Limited Warranty for complete details.

**COMPETITIVE PRODUCTS**

Bridgestone M775


Stone ejectors protect tire against stone drilling.



Open grooves to maximize self-cleaning; extra-deep tread (31/32") tread depth.



M&S lug pattern designed specifically for on and off-road applications.





## S917

### ON/OFF-ROAD TRACTION

The Sailun S917 drive tire has been engineered to perform in demanding off-road conditions such as mining, construction and logging applications. The S917 features an aggressive multi-lug tread design for exceptional off-road traction and an enhanced rubber compound to resist cuts and chunking. Open shoulder ribs deliver superior stability and resistance to uneven wear. The S917's deep 31/32" tread depth provides long tread life and an exceptional cost per mile.

#### FEATURES & BENEFITS:

- Aggressive multi-lug design.
- Deep tread depth for excellent tread life.
- Open shoulder design for excellent traction.

#### APPLICATIONS:

- **LOGGING TRUCKS**
- **READY MIX TRUCKS**
- **REFUSE TRUCKS**
- **DUMP TRUCKS**



Code	Size	LI / SR	PR	T.D.	RIM	O.D.	S.W.	S.L.R.	LCCx1	LCCx2	A.P.
8256851	11R22.5	148/145 G	16	31	8.25	42.1	10.9	19.6	6,940	6,390	123
1001252	11R24.5	149/146 G	16	31	8.25	43.9	11.0	20.6	7,160	6,610	120
1001337	12R22.5	152/149 G	18	31	9.00	43.5	12.1	20.2	7,830	7,160	135
8246837*	12.00R24*	160/157 F	20	32	8.50	48.7	12.4	22.8	9,920	9,090	120

^ Denotes Tube Type

**QUALITY**

Every Sailun S917 tire is tested for uniformity at the factory to ensure maximum ride comfort and quality performance.

**WARRANTY**

All Sailun products are covered by an industry leading new 8 year warranty

**RETREADABILITY**

Three Recap Casing Warranty with a Casing Retread Allowance.

\*See Sailun Medium Radial Truck Tire Limited Warranty for complete details.


**COMPETITIVE PRODUCTS**

Bridgestone L320,  
Sumitomo ST900

Aggressive multi-lug design



Deep tread depth for excellent tread life



Open shoulder design for excellent traction





## SAM80

### MIXED SERVICE ALL-POSITION

The Sailun SAM80 is an all-position rib suitable for both on and off-road applications. The SAM80 was engineered with extended tread life in mind and designed to deliver class-leading chip resistance. The SAM80 is best suited for waste fleets with severe high scrub applications.

#### FEATURES & BENEFITS:

- 270 mm tread width to maximize handling, stability and mileage.
- Solid shoulder delivers stability in all positions.
- Extra-deep tread design and unique compound for extended tread life.
- Durable heavy duty casing construction for excellent retreadability.

#### APPLICATIONS:

- **DUMP TRUCKS**
- **REFUSE TRUCKS**
- **READY MIX TRUCKS**
- **REGIONAL TRUCKS**



Code	Size	LI / SR	PR	T.D.	RIM	O.D.	S.W.	S.L.R.	LCCx1	LCCx2	A.P.
4124918	315/80R22.5	161/157K	20	22	9.00	42.5	12.3	19.9	10,200	9,090	130

**QUALITY**

Every tire is tested for uniformity and dynamic balance to ensure optimal ride comfort and high quality performance.

**WARRANTY**

All Sailun products are covered by an industry leading 8-year warranty.

**RETREADABILITY**

Three Recap Casing Warranty with a Casing Retread Allowance.

\*See Sailun Medium Radial Truck Tire Limited Warranty for complete details.

**COMPETITIVE PRODUCTS**

Bridgestone M870, Cooper RM230WH

270 mm wide tread footprint for extended mileage



Deep tread for lateral traction



Solid shoulder for stability and wear in high-scrub applications





## **SDM80**

### **MIXED SERVICE DRIVE**

The Sailun SDM80 tire is engineered for high scrub mixed service applications. The stabilized shoulder and tread block design provide resistance to scrub wear in operations with copious twisting and turning. The stone protectors at the base of the tread void aid in reducing stone damage. The SDM80 is designed to handle severe service applications such as heavy construction, dump trucks, ready-mix trucks and waste trucks.

#### **FEATURES & BENEFITS:**

- Designed for highway and mixed road surfaces.
- Stabilized tread design to minimize scrub wear.
- Open shoulder for traction in all conditions.
- Stone protectors for extended casing life and retreadability.

#### **APPLICATIONS:**

- **DUMP TRUCKS**
- **REFUSE TRUCKS**
- **READY MIX TRUCKS**
- **REGIONAL TRUCKS**



Code	Size	LI / SR	PR	T.D.	RIM	O.D.	S.W.	S.L.R.	LCCx1	LCCx2	A.P.
6690001	11R22.5	146/143L	16	26	8.25	41.5	11.0	19.3	6,610	6,005	120
6690000	315/80R22.5	156/153K	20	26	9.00	42.5	12.3	19.9	8,820	8,045	125

**QUALITY**

Every SDM80 is tested at the factory to ensure maximum ride comfort and quality performance.

**WARRANTY**

All Sailun products are covered by an industry leading 8-year warranty.

**RETREADABILITY**

Three Recap Casing Warranty with a Casing Retread Allowance.

\*See Sailun Medium Radial Truck Tire Limited Warranty for complete details.

**COMPETITIVE PRODUCTS**

Bridgestone M870  
Sumitomo ST900

Stone Protectors to extend casing life



Open Shoulder for excellent traction



Wide tread foot print and solid lugs for scrub resistance



TIRE SIZE	kPA		380	415	450	480	520	550
	psi		55	60	65	70	75	80
215/75R17.5	DUAL	KG				1500	1550	1600(E) 124
		LB				3305	3415	3525(E) 124
	SINGLE	KG				1600	1650	1700(E) 126
235/75R17.5	DUAL	LB				3525	3640	3750(E) 126
		KG				1900	1950	2000(E) 132
	SINGLE	LB				4190	4300	4410(E) 132
245/70R17.5	DUAL	KG				2000	2060	2120(E) 134
		LB				4410	4510	4675(E) 134
	SINGLE	KG				1900	1950	2000(E) 132
225/70R19.5	DUAL	LB				4190	4300	4410(E) 132
		KG				2000	2060	2120(E) 134
	SINGLE	LB				4410	4510	4675(E) 134
245/70R19.5	DUAL	KG			1180(D) 114	1230	1300	1360(E) 119
		LB			2600(D) 114	2720	2860	3000(E) 119
	SINGLE	KG			1250(D) 116	1310	1380	1450(E) 121
265/70R19.5	DUAL	LB			2755(D) 116	2895	3040	3195(E) 121
		KG			1320	1390	1460	1550
	SINGLE	LB			2910	3070	3220	3415
265/70R19.5	DUAL	KG			1400	1480	1550	1650
		LB			3085	3265	3425	3640
	SINGLE	KG			1450	1560	1640	1700
9.00R20	DUAL	LB			3195	3430	3600	3750
		KG			1550	1660	1740	1800
	SINGLE	LB			3415	3650	3830	3970
10.00R20	DUAL	KG			1750(D) 127	1830	1910	2030
		LB			3860(D) 127	4045	4230	4480
	SINGLE	KG			1850(D) 129	1940	2030	2160
11.00R20	DUAL	LB			4080(D) 129	4280	4480	4760
		KG			1990	2080	2160	2260
	SINGLE	LB			4380	4580	4770	4990
9R22.5	DUAL	KG			2050	2160	2260	2350
		LB			4530	4770	4990	5190
	SINGLE	KG			2170	2260	2360	2470
10R22.5	DUAL	LB			4780	4990	5190	5450
		KG			2240	2360	2470	2575
	SINGLE	LB			4940	5200	5450	5675
11R22.5	DUAL	KG			1480	1550	1610	1690
		LB			3270	3410	3550	3730
	SINGLE	KG			1530	1610	1690	1830
12R22.5	DUAL	LB			3370	3560	3730	3910
		KG			1750	1830	1910	2030
	SINGLE	LB			1850	1940	2030	2160
315/80R22.5	DUAL	KG			4080	4280	4480	4760
		LB			1990	2080	2160	2260
	SINGLE	KG			4380	4580	4760	4990
305/70R22.5	DUAL	LB			2050	2160	2260	2350
		KG			4530	4770	4990	5190
	SINGLE	KG			2170	2260	2360	2470
295/80R22.5	DUAL	LB			4780	4990	5190	5450
		KG			2240	2360	2470	2575
	SINGLE	LB			4940	5200	5450	5675
295/75R22.5	DUAL	KG			1480	1550	1610	1690
		LB			3270	3410	3550	3730
	SINGLE	KG			1530	1610	1690	1830
275/70R22.5	DUAL	LB			3370	3560	3730	3910
		KG			1750	1830	1910	2030
	SINGLE	LB			1850	1940	2030	2160
255/70R22.5	DUAL	KG			4080	4280	4480	4760
		LB			1990	2080	2160	2260
	SINGLE	KG			4380	4580	4760	4990
385/65R22.5	DUAL	LB			2050	2160	2260	2350
		KG			4530	4770	4990	5190
	SINGLE	KG			2170	2260	2360	2470
425/65R22.5	DUAL	LB			4780	4990	5190	5450
		KG			2240	2360	2470	2575
	SINGLE	LB			4940	5200	5450	5675
445/65R22.5	DUAL	KG			2420	2520	2620	2720
		LB			5345	5675	5975	6275
	SINGLE	KG			2660	2800	2940	3080
445/50R22.5	DUAL	LB			5875	6175	6475	6775
		KG			2230	2360	2470	2575
	SINGLE	KG			4925	5200	5450	5675
12.00R24	DUAL	LB			4925	5200	5450	5675
		KG			2100	2200	2300	2400
	SINGLE	KG			4630	4860	5070	5250
11R24.5	DUAL	LB			2310	2420	2500	2575
		KG			5090	5340	5510	5675
	SINGLE	KG			1860	1950	2060	2160
285/75R24.5	DUAL	LB			4095	4300	4540	4760
		KG			2040	2140	2240	2340
	SINGLE	LB			4500	4725	4940	5160
ST235/80R16	DUAL	KG						2180
		LB						4805
	SINGLE	KG						2360
ST235/85R16	DUAL	LB						5205
		KG			1550	1630	1710	1800
	SINGLE	KG			1650	1730	1820	1900
ST225/75R15	DUAL	LB			3640	3815	4005	4190
		KG			2750	2880	3060	3150
	SINGLE	KG			6060	6380	6720	6940
ST235/85R16	DUAL	LB						3150
		KG			3270	3430	3640	3750
	SINGLE	KG			7210	7590	7990	8270
ST225/75R15	DUAL	LB						4125
		KG			3540	3720	3950	4125
	SINGLE	KG			7800	8230	8660	9090
ST235/80R16	DUAL	LB						3320
		KG			2800	2980	3150	3320
	SINGLE	KG			6175	6570	6940	7310
ST235/85R16	DUAL	LB						3020
		KG			3270	3430	3640	3750
	SINGLE	KG			7210	7590	7990	8270
ST235/85R16	DUAL	LB						3170
		KG			6120	6390	6660	6980
	SINGLE	KG			2870	3020	3200	3300
ST235/85R16	DUAL	LB						3170
		KG			2110	2210	2300	2410
	SINGLE	KG			4660	4870	5070	5260
ST235/85R16	DUAL	LB						2410
		KG			2190	2300	2410	2520
	SINGLE	KG			4820	5070	5310	5560
ST235/85R16	DUAL	LB						2060
		KG			1970	1970	2060	2160
	SINGLE	KG			4340	4540	4740	4940
ST235/85R16	DUAL	LB						2240
		KG			1090	1130	1180(D) 114	1250
	SINGLE	KG			2400	2510	2600(D) 114	2760
ST235/85R16	DUAL	LB						1290
		KG			1235	1290	1475	1550(E) 123
	SINGLE	KG			2730	2870	3000(D) 119	3140
ST235/85R16	DUAL	LB						3420(E) 123
		KG			1165	1220	1280(D) 117	1340
	SINGLE	KG			2560	2690	2830(D) 117	2950
ST235/85R16	DUAL	LB						1450(E) 121
		KG			1320	1385	1450(D) 121	1525
	SINGLE	KG			2910	3060	3200(D) 121	3360
ST235/85R16	DUAL	LB						3480
		KG			1030	1060	1150(D) 113	1190
	SINGLE	KG			2270	2335	2535(D) 113	2620

RADIAL PLY TIRES FOR TRUCKS, BUSES AND TRAILERS USED IN NORMAL HIGHWAY SERVICE  
 TIRES MOUNTED ON 15 DEGREE DROP CENTER RIMS, EXCEPTION 20" AND 24" RIM DIAMETERS MOUNTED ON FLAT BEAD RIMS

	590	620	655	690	720	760	790	825	860	900
	85	90	95	100	105	110	115	120	125	130
	1650	1700	1750(F) 127	1800	1850	1900(G) 130	1950	2000	2060(H) 133	
	3640	3750	3860(F) 127	3970	4080	4190(G) 130	4300	4410	4540(H) 133	
	1750	1800	1850(F) 129	1900	1950	2000(G) 132	2060	2120	2180(H) 135	
	3860	3970	4080(F) 129	4190	4300	4410(G) 132	4540	4675	4805(H) 135	
	2060	2120	2180(F) 135	2240	2300	2360(G) 138	2430	2500	2575(H) 141	
	4510	4675	4805(F) 135	4940	5070	5205(G) 138	5355	5510	5675(H) 141	
	2180	2240	2300(F) 137	2360	2430	2500(G) 140	2575	2650	2725(H) 143	
	4805	4940	5070(F) 137	5205	5355	5510(G) 140	5675	5840	6005(H) 143	
	2060	2120	2180(F) 135	2240	2300	2360(G) 138	2430	2500	2575(H) 141	
	4510	4675	4805(F) 135	4940	5070	5205(G) 138	5355	5510	5675(H) 141	
	2180	2240	2300(F) 137	2360	2430	2500(G) 140	2575	2650	2725(H) 143	
	4805	4940	5070(F) 137	5205	5355	5510(G) 140	5675	5840	6005(H) 143	
	1410	1470	1550(F) 123	1580	1640	1700(G) 126	1750	1800(H) 128		
	3115	3245	3415(F) 123	3490	3615	3750(G) 126	3855	3970(H) 128		
	1500	1570	1650(F) 125	1690	1740	1800(G) 128	1860	1900(H) 130		
	3315	3450	3640(F) 125	3715	3845	3970(G) 128	4100	4190(H) 130		
	1590	1660	1750(F) 127	1790	1850	1950(G) 131	1970	2060(H) 133		
	3515	3655	3860(F) 127	3940	4075	4300(G) 131	4345	4540(H) 133		
	1700	1770	1850(F) 129	1900	1970	2060(G) 133	2095	2180(H) 135		
	3740	3890	4080(F) 129	4190	4335	4540(G) 133	4620	4805(H) 135		
	1780	1860	1950	2000	2000	2120(G) 134				
	3930	4095	4300	4405	4415	4675(G) 134				
	1900	1970	2060	2130	2200	2300(G) 137				
	4180	4355	4540	4685	4850	5070(G) 137				
	2000(E) 132	2080	2160	2240(F) 136	2300	2360	2430(G) 139	2505	2575(H) 141	
	4410(E) 132	4585	4760	4940(F) 136	5080	5220	5355(G) 139	5515	5675(H) 141	
	2120(E) 134	2200	2280	2360(F) 138	2430	2500	2575(G) 141	2650	2725(H) 143	
	4675(E) 134	4850	5025	5205(F) 138	5360	5515	5675(G) 141	5840	6005(H) 143	
	2250	2360(F) 138	2460	2560	2650(G) 142	2680	2710	2725(H) 143	2865	3000(J) 146
	4950	5205(F) 138	5415	5625	5840(G) 142	5895	5950	6005(H) 143	6310	6610(J) 146
	2370	2500(F) 140	2600	2700	2800(G) 144	2870	2940	3000(H) 146	3125	3250(J) 149
	5220	5510(F) 140	5730	5950	6175(G) 144	6320	6465	6610(H) 146	6890	7160(J) 149
	2440	2575(F) 141	2630	2680	2725(G) 143	2840	2960	3075(H) 147		
	5390	5675(F) 141	5785	5895	6005(G) 143	6265	6525	6780(H) 147		
	2580	2725(F) 143	2820	2910	3000(G) 146	3120	3240	3350(H) 150		
	5690	6005(F) 143	6205	6405	6610(G) 146	6870	7130	7390(H) 150		
	1670	1750(E) 127	1820	1890	1950(F) 131	2010	2070	2120(G) 134		
	3690	3860(E) 127	4005	4150	4300(F) 131	4425	4550	4675(G) 134		
	1760	1850(E) 129	1920	1990	2060(F) 133	2120	2180	2240(G) 136		
	3890	4080(E) 129	4235	4390	4540(F) 133	4675	4810	4940(G) 136		
	2000(E) 132	2080	2160	2240(F) 136	2300	2360	2430(G) 139			
	4410(E) 132	4585	4760	4940(F) 136	5075	5210	5355(G) 139			
	2120(E) 134	2200	2280	2360(F) 138	2430	2500	2575(G) 141			
	4675(E) 134	4850	5025	5205(F) 138	5360	5515	5675(G) 141			
	2250	2360(F) 138	2460	2560	2650(G) 142	2680	2710	2725(H) 143		
	4950	5205(F) 138	5415	5625	5840(G) 142	5895	5950	6005(H) 143		
	2370	2500(F) 140	2600	2700	2800(G) 144	2870	2940	3000(H) 146		
	5220	5510(F) 140	5730	5950	6175(G) 144	6320	6465	6610(H) 146		
	2440	2575(F) 141	2630	2680	2725(G) 143	2840	2960	3075(H) 147		
	5390	5675(F) 141	5785	5895	6005(G) 143	6265	6525	6780(H) 147		
	2580	2725(F) 143	2820	2910	3000(G) 146	3120	3240	3350(H) 150		
	5690	6005(F) 143	6205	6405	6610(G) 146	6870	7130	7390(H) 150		
	2650	2750	2900(G) 145	2970	3070	3150(H) 148	3270	3450(J) 151	3590	3750(L) 154
	5840	6070	6395(G) 145	6545	6770	6940(H) 148	7210	7610(J) 151	7910	8270(L) 154
	2910	3030	3150(G) 148	3260	3370	3450(H) 151	3590	3750(J) 154	3940	4125(L) 157
	6415	6670	6940(G) 148	7190	7440	7610(H) 151	7920	8270(J) 154	8690	9090(L) 157
	2440	2540	2650	2730	2830	3000(H) 146	3010	3150(J) 148	3250	3350(L) 150
	5375	5595	5840	6025	6235	6610(H) 146	6640	6940(J) 148	7160	7390(L) 150
	2680	2790	2900	3000	3110	3250(H) 149	3310	3450(J) 151	3550	3650(L) 153
	5905	6150	6395	6620	6850	7160(H) 149	7300	7610(J) 151	7830	8050(L) 153
	2400	2500	2650	2690	2790	2900	2980	3075(H) 147	3150	3250(J) 149
	5305	5525	5840	5945	6150	6395	6550	6780(H) 147	6950	7160(J) 149
	2640	2750	2900	2960	3070	3150	3270	3350(H) 150	3460	3550(J) 152
	5830	6070	6395	6535	6760	6940	7200	7390(H) 150	7640	7830(J) 152
	2130	2220	2300(F) 137	2390	2470	2575(G) 141	2630	2725(H) 143		
	4690	4885	5070(F) 137	5260	5440	5675(G) 141	5795	6005(H) 143		
	2340	2440	2500(F) 140	2620	2710	2800(G) 144	2890	3000(H) 146		
	5155	5370	5510(F) 140	5780	5980	6175(G) 144	6370	6610(H) 146		
	2240	2300	2360	2430	2500	2575	2650	2725	2800	2900(J) 145
	4940	5070	5205	5355	5510	5675	5840	6005	6175	6395(J) 145
	2430	2500	2575	2650	2725	2800	2900	3000	3075	3150(J) 148
	5355	5510	5675	5840	6005	6175	6395	6610	6780	6940(J) 148
	1860	1940	2000	2020	2090	2120(G) 134	2230	2300(H) 137		
	4110	4275	4410	4455	4610	4675(G) 134	4915	5070(H) 137		
	1980	2060	2120	2220	2300	2360(G) 138	2450	2500(H) 140		
	4370	4550	4675	4895	5065	5205(G) 138	5400	5510(H) 140		
									For this size max inflation is 116 psi (800 kPa)	
	3350	3470	3650	3740	3850	4000	4100	4250(J) 158		4500(L) 160
	7350	7650	8050	8230	8510	8820	9050	9370(J) 158		9920(L) 160
	3980	4130	4250	4440	4580	4750(J) 162	4880	5150(L) 165		
	8740	9100	9370	9790	10100	10500(J) 162	10700	11400(L) 165		
	4320	4470	4620(H) 161	4820	4960	5150	5290	5600(L) 168		5800(M) 169
	9480	9870	10200(H) 161	10600	11000	11400	11700	12300(L) 168		12800(M) 169
	3480	3640	3810	3970	4120	4250(J) 158	4430	4625(L) 161		
	7680	8030	8390	8740	9090	9370(J) 158	9780	10200(L) 161		
	3140	3250	3350(G) 150	3450	3550	3650(H) 153	3760	3875(J) 155		
	6910	7160	7390(G) 150	7610	7830	8050(H) 153	8300	8540(J) 155		
	3300	3440	3650(G) 153	3770	3890	4000(H) 156	4130	4250(J) 158		
	7280	7580	8050(G) 153	8310	8570	8820(H) 156	9100	9370(J) 158		
	2390	2500(F) 140	2580	2660	2725(G) 143	2820	2910	3000(H) 146		
	5260	5510(F) 140	5675	5840	6005(G) 143	6205	6405	6610(H) 146		
	2520	2650(F) 142	2770	2890	3000(G) 146	3080	3160	3250(H) 149		
	5550	5840(F) 142	6095	6350	6610(G) 146	6790	6970	7160(H) 149		
	2150	2240	2360(F) 138	2410	2490	2575(G) 141	2660	2800(H) 144		
	4740	4930	5205(F) 138	5310	5495	5675(G) 141	5860	6175(H) 144		
	2360	2460	2575(F) 141	2650	2740	2800(G) 144	2920	3075(H) 147		
	5210	5450	5675(F) 141	5835	6040	6175(G) 144	6440	6780(H) 147		
	1400	1450	1500(F) 122	1550	1600	1650(G) 125				
	3085	3195	3305(F) 122	3415	3525	3640(G) 125				
	1600	1650	1700(F) 126	1750	1800	1850(G) 129				
	3525	3640	3750(F) 126	3860	3970	4080(G) 129				
	1500	1550	1600(F) 124	1650	1700	1750(G) 127				
	3305	3415	3525(F) 124	3640	3750	3860(G) 127				
	1700	1750	1800(F) 128	1850	1900	2000(G) 132				
	3750	3860	3970(F) 128	4080	4190	4400(G) 132				
	1320	1360	1450(F) 121							
	2910	3000	3195(F) 121							

Letters in parentheses denote Load Range for which Bold Face loads are maximum. International Load Index numbers are shown after Load Range.

Load and Inflation may vary for different speeds. Reference TRA or ETRTO book. For rim and wheel load information, reference TRA or ETRTO book.

ALWAYS USE APPROVED TIRE AND RIM COMBINATIONS FOR DIAMETERS AND CONTOURS. REFERENCE TRA OR ETRTO BOOK FOR APPROVED TIRE AND RIM COMBINATIONS.

# SAILUN

## MEDIUM RADIAL TRUCK LIMITED WARRANTY

Applies to tires purchased on or after Jan 1, 2026

### ELIGIBILITY

This limited warranty provides two separate coverage benefits: (1) a limited warranty with respect to defects in material, workmanship or design; and (2) a limited radial casing retread warranty. You are eligible for the benefits of this limited warranty if the Sailun Medium Radial Truck Tire was purchased on or after January 1, 2026 and you are the original owner of this tire and it bears the prescribed Department of Transportation (DOT) identification number and has been continuously installed on the vehicle on which it was originally installed and no warranty exclusion or exception applies. Tires purchased prior to January 1, 2026 are eligible for warranty based on previous versions of this warranty where applicable.

### LIMITED WARRANTY AGAINST DEFECTS-NON-PRORATED

A Sailun Medium Radial Truck Tire covered by this limited warranty will be replaced with a comparable new Sailun tire or comparable tire marketed by TBC Corporation without charge for the tire if it becomes unserviceable due to a defect in design, workmanship, or material during the first 50% of the original usable tread life (The original tread minus 2/32") for up to ten (10) years for TOP Line designated models and eight (8) years for all other models from the original purchase date (without proof of purchase, the tire's date of manufacture will be used to determine age). There may be fees and/or taxes associated with the mounting and balancing of the comparable new replacement tire; please see the service provider for any cost details.

### LIMITED WARRANTY AGAINST DEFECTS-PRORATED

STA shall replace an eligible Sailun Medium Radial Truck Tire covered by this limited warranty that becomes unserviceable due to a defect in design, workmanship, or material **after** the first 50% of the original tread life on a prorated basis. The amount of the allowance is determined based on the percentage of the original "Useable Tread" remaining when the tire is presented for adjustment. The percentage allowance is applied to the purchase price of a comparable new Sailun Medium Radial Truck Tire or other comparable tire brand marketed by TBC Corporation. You are responsible for paying for the price of the warranty replacement tire after the appropriate warranty allowance is deducted plus the charges for mounting and balancing the replacement tire as well as any applicable fees and/or taxes. The benefits of this limited warranty for defects in design, material and workmanship terminate once the Useable Tread of a Sailun Medium Radial Truck Tire has been exhausted or eight (8) years from date of manufacture indicated on the tire, whichever is earlier.

### COMPUTING REMAINING USEFUL TREAD

The remaining "Useful Tread" of your Sailun Medium Radial Truck Tire is computed as a percentage of the original tire's usable tread depth. These depths vary by tire size. The original usable tread does not include the last 2/32nd inch (1.6 millimeters) of tread depth because tires become unsafe for use and must be replaced to avoid accident or injury when the tread depth remaining is 2/32" or less. Because tires do not always wear evenly, tread depth may vary depending where on the tire's tread depth is measured. The lowest depth on the tire is used to determine the remaining tread life for purposes of warranty replacement.

### LIMITED RADIAL CASING RETREAD WARRANTY

You will be eligible for a radial casing warranty allowance from TBC Corporation that will be applied to the purchase price of a new Sailun Medium Radial Truck Tire or a comparable new tire if your Sailun Medium Radial Truck Tire cannot be retreaded before the first to occur of the following: (a) the tire has been retreaded three (3) times (number of times the tire has been retreaded must be clearly branded on the sidewall of the tire); or (b) eight (8) years (10 years for TOP Line models) from the original purchase

date (without proof of purchase, the tire's date of manufacture will be used to determine age). The limited retread warranty coverage of the radial casing of your new Sailun Medium Radial Truck Tire may continue beyond the end of the tire's useful tread life. Sailun Medium Radial Truck Tire size 445/50R22.5 is warranted up to the time of buffing for the second retread. **EXCLUSION:** Those tires used in off-highway service (such as mining & logging) are **excluded** and the tires are not covered under this limited radial casing retread warranty. TBC Corporation will provide the following predetermined radial casing allowances if this limited warranty applies (50% of value for 3rd retread):

TIRE SIZE	CASING ALLOWANCE
235/85R16, 215, 235/75R17.5	\$20.00
225, 245, 265/70R19.5	\$30.00
255, 275/70R22.5	\$65.00
10R22.5	\$45.00
11R22.5, 295/75R22.5	\$65.00
12R22.5, 315/80R22.5	\$70.00
11R24.5, 285/75R24.5	\$70.00
385/65R22.5	\$75.00
425, 445/65R22.5	\$80.00
445/50R22.5*	\$80.00

**Casing value is reduced by 50% of the above values after the second retread.**

\*445/50R22.5 casing warranty up to the point of buff for second retread.

### DEFINITION OF A COMPARABLE TIRE

For the purposes of your limited warranty against defects in design, workmanship, and materials and the limited radial casing warranty, a "comparable" tire will be supplied if a matching new Sailun Medium Radial Truck Tire is out of production or is unavailable when the Tire is presented for warranty replacement. In which case, the warranty replacement tire may be substituted and will be a tire of equal price, quality and construction. A comparable tire may also have a different sidewall or tread configuration. If the purchaser requests a higher-priced replacement tire instead, the purchaser must pay the price difference for the "upgrade" after the appropriate prorated allowance has been deducted.

### WARRANTY EXCLUSIONS AND LIMITATIONS (NON-ELIGIBLE)

The exclusions and limitations on the applicability of this limited warranty with respect to defects in material, workmanship or design set forth in this section and other sections should be read carefully because they may determine whether you are entitled to a warranty replacement or a warranty replacement allowance. The limited warranty with respect to defects in material, workmanship or design provided for the Sailun Medium Radial Truck tire you purchased does not apply if the tire failed because of any one of the following:

- tires installed on a vehicle registered or normally used outside the United States
- the tire was transferred to another vehicle after it was originally installed
- the tire is branded as "Blemish" or "NA" or the molded DOT number has been removed or disfigured
- the tire was repaired only with a self-vulcanizing plug, improper section repairs or in a manner that does not comply with U.S. Tire Manufacturers Association standards

- tire failures caused by road hazard, stone damage, potholes, or collision damage
- vandalism, theft, off-road use, long-term improper storage or other abuse
- improper mounting procedures or applications
- over and under inflation, overloading, or failure to maintain proper tire pressure
- addition of liquids, solids or gases (other than air, nitrogen, carbon dioxide) such as sealers or balancing materials
- ozone or weather cracks or checking occurring four (4) years after the date of purchase or, if that proof is not available, four (4) years after the DOT serial date
- mechanical failures of the vehicle on which the tires was originally installed, improper alignment, or brake and shock failure of said vehicle
- the rim on which the tire is mounted is defective or fails
- tires with "irregular tread wear" (which is defined as a tread groove depth differences of 2/32nds of an inch or more on the same tire)
- tires submitted for ride disturbance complaints after 2/32" of tread wear or 12 months from date of purchase, whichever occurs first

NOTE: THIS WARRANTY GIVES YOU SPECIFIC RIGHTS, WHICH VARY FROM STATE TO STATE. SOME STATES DO NOT ALLOW THE EXCLUSION OR LIMITATION OF INCIDENTAL OR CONSEQUENTIAL DAMAGE OR HOW LONG AN IMPLIED WARRANTY MAY LAST, SO CERTAIN LIMITATIONS OR EXCLUSIONS HEREIN MAY NOT APPLY TO YOU. HOWEVER, TO THE EXTENT PERMITTED BY THE LAWS OF YOUR STATE, SAILUN AND TBC CORPORATION DISCLAIM ALL WARRANTIES EXPRESS OR IMPLIED OTHER THAN THE WARRANTIES STATED IN THIS LIMITED WARRANTY, INCLUDING BUT NOT LIMITED TO THE IMPLIED WARRANTIES OF MERCHANTABILITY AND FITNESS FOR A PARTICULAR PURPOSE. ANY IMPLIED WARRANTY OF MERCHANTABILITY, FITNESS FOR A PARTICULAR PURPOSE OR OTHERWISE IS LIMITED IN DURATION AND EXPIRES WHEN THE TIRE'S USEABLE TREAD IS EXHAUSTED AS SPECIFIED IN THIS LIMITED WARRANTY. TO THE EXTENT PERMITTED BY LAW, THIS WARRANTY DOES NOT COVER AND EXPRESSLY EXCLUDES ANY COVERAGE OR LIABILITY FOR PUNITIVE DAMAGES, FOR LOSS OF TIME, INCONVENIENCE, LOSS OF USE OF YOUR VEHICLE OR TIRE, LOST PROFITS, OR ANY OTHER INCIDENTAL OR CONSEQUENTIAL DAMAGES. THIS IS THE ONLY WARRANTY THAT APPLIES TO THE SAILUN MEDIUM TRUCK TIRES PURCHASED BY YOU AND SUPERSEDES AND REPLACES THE TERMS OF ANY PREVIOUS WARRANTY. NOTHING IN THIS LIMITED WARRANTY IS INTENDED TO BE A REPRESENTATION THAT TIRE FAILURES CANNOT OCCUR. SAILUN AND/OR TBC CORPORATION NEITHER ASSUMES NOR EXTENDS, NOR AUTHORIZES ANY OTHER PERSON OR ENTITY TO ASSUME OR EXTEND ON ITS BEHALF, ANY OTHER OR DIFFERENT WARRANTY OBLIGATION.

**This Limited Warranty is the entire warranty given by STA. - The complete obligations are set forth herein. No one has the authority to imply, suggest, agree, represent, warranty or promise anything contrary to the terms of this Limited Warranty.**

#### **OWNERS OBLIGATIONS**

To make a claim under this Limited Warranty, you must present the warranted tire to an authorized Sailun Medium Radial Truck Tire dealer for adjustment along with the following items: proof of purchase showing that you purchased the Tire and the vehicle on which the Tire was originally installed. Your original invoice when you purchased the Tire should contain this information. You are responsible for payment for any extra products, services, or upgrades, including any fees and taxes related thereto, that you request that are not covered by the Limited Warranty.

#### **ADJUSTMENT PROCEDURE**

Please contact the original retailer from whom the tire was purchased to inspect the tire and review the warranty claim. If the retailer is not accessible, you may call 1-800-238-6469 and speak to TBC Corporation's Consumer Relations department. A product Warranty Specialist will confirm the Sailun Tire, and discuss your tire issue with you based on the Sailun Limited Warranty. They will find a Sailun Medium Radial Truck Tire dealer nearest you to whom you may take your Sailun Medium Radial Truck Tire for inspection and any applicable warranty adjustment.

Because TBC Corporation values customer service, TBC Corporation will work with the tire dealer to supply a replacement Sailun Medium Radial Truck Tire or comparable tire in an efficient manner.

#### **IMPORTANT SAFETY INFORMATION**

Although any tire, no matter how well constructed, may fail due to many reasons, including but not limited to, road hazards like nails, pot holes or road debris and improper installation, maintenance or service, which could create the risk of property damage and/or serious or fatal injury, in an effort to help to keep you safe, here is a non-exhaustive list of practices with which you should comply:

- **ONLY HAVE PROFESSIONALLY TRAINED PERSONNEL MOUNT AND BALANCE TIRES.**
- Property damage and serious or fatal injury can also result from improper tire mounting and inflation procedures which can cause the tire beads to break with explosive force during installation of the tire on the wheel rim. This can also occur when tire size is not properly matched to the wheel's rim. Serious injury or damage can also occur if wheel rim and tire bead are not properly lubricated prior to installation or maximum tire pressure is exceeded when seating the tire bead on the rim.
- Never drive on tires that have less than 2/32nds of an inch of tread remaining; replace tires as soon as the tread reaches the tread wear indicators molded into the tread grooves of the tire which reveal when the tread depth remaining is 2/32nds of an inch.
- Proper tire inflation is essential. Under-inflation produces flexing of sidewalls and builds up heat to the point that premature tire failure may occur. Over-inflation can cause the tire to be more susceptible to impact damage, but do not reduce pressure when tires are hot.
- Check air pressure at least monthly when tires are "cold" - a "cold" tire is one that has been stationary typically for a minimum of 2 hours or driven less than 2 miles. Use an accurate tire air pressure gauge.
- Never overload the tires. The maximum load capacity and maximum inflation pressure are molded into the sidewall of your tire. Overloading a tire will result in the build up of excessive heat, which can lead to early tire failure. Overloading a tire will render a tire ineligible for warranty.
- Avoid damaging objects (potholes, glass, rocks, curbs, etc.), which may cause internal tire damage. Continued use of a tire that has suffered internal damage (which may not be visible externally) can lead to serious/dangerous tire failure.
- Inspection and the determination of the internal damage to a tire requires dismounting of the tire from the wheel and examination - all of which should be done only by a tire professional.
- Excessive speeds create heat buildup in a tire, leading to possible tire failure. "Excessive speed" is a speed that does not take into consideration the weight of the load/and or the condition of the road you are traveling on. Never travel above the legal posted limit and slow down to a proper speed accordingly.
- Properly load and distribute the weight of the load in your vehicle. Improper weight distribution can have adverse affects on the safety of the vehicle and the performance of the tires.

# ***SAILUN***

ENHANCE / PERFORMANCE / ADVANCE



***GOSAILUN.COM / 1-866-822-4968***

2425 MATHESON BLVD E #401. MISSISSAUGA, ON L4W 5K4  
HEAD OFFICE: 289-499-3240 TOLL-FREE AT: 1-855-499-3240