

SAILUN



VISIT OUR WEBSITE



COMMERCIAL TRUCK TIRES
GOSAILUN.COM



ABOUT US

Sailun offers a complete lineup of business solutions with unsurpassed product and unmatched customer experience in the value tire segment. We are the undisputed leader in the value tier. Our products are available in over 135 countries globally and we are ranked the twelfth largest tire manufacturer. With best-in-class warranties and support you can be sure you're getting excellent value and a product you can be confident in. We're a different kind of tire company:

- North American based engineering, testing and research and development makes us a leader in product development for exceptional performance in every application and multi-compounds
- Advanced product development and engineering improvement through dedicated Sailun-owned and operated manufacturing and research and development facilities.
- Delivering value-based tire brands by ensuring cost containment through true vertical integration
- North American Sales and Marketing support with a strong foundation of supply chain excellence
- Proven track record of quality products developed under multiple commercial tire brands
- We stand behind our engineering and quality with best-in-class warranties and support

FOCUSED ON WHAT MATTERS TO YOU

Sailun is devoted to manufacturing commercial truck tires that provide you with unsurpassed value and savings. As a global leader in the value tier, this allows our tire brands to focus on improving your bottom line without sacrificing the quality, service and support that your business demands. Our trusted products are designed and tested in North America for North America.

CONTENTS

| | | |
|-----------|------------------|------------------------------------|
| 06 | S605 EFT | PREMIUM LINE-HAUL STEER |
| 08 | S606 EFT | PREMIUM STEER ALL-POSITION |
| 10 | S665 EFT | STEER ALL-POSITION |
| 12 | S637 | REGIONAL ALL-POSITION |
| 14 | S637SP | REGIONAL ALL-POSITION |
| 16 | S668 EFT | REGIONAL ALL-POSITION / TRAILER |
| 18 | S622 | FREE-ROLLING POSITION TRAILER |
| 20 | S637T | HD ST TRAILER |
| 22 | S624 EFT | FREE-ROLLING POSITION TRAILER |
| 24 | S696 EFT | ULTRA-WIDE BASE TRAILER |
| 26 | S705 EFT | ULTRA-WIDE BASE DRIVE |
| 28 | SDL70 EFT | PREMIUM DEEP CLOSED SHOULDER DRIVE |
| 30 | S768 EFT | CLOSED SHOULDER DRIVE |
| 32 | S757 | SUPER REGIONAL ALL WEATHER DRIVE |
| 34 | S753 EFT | OPEN SHOULDER DRIVE |
| 36 | SW01 | ALL SEASON PREMIUM REGIONAL DRIVE |
| 38 | S740 | REGIONAL METRO |
| 40 | S737SP | REGIONAL METRO DRIVE |
| 42 | S759 | PREMIUM REGIONAL DRIVE |
| 44 | S811 | MIXED SERVICE ALL-POSITION |
| 46 | S815 | MIXED SERVICE ALL-POSITION |
| 48 | S817 | MIXED SERVICE ALL-POSITION |
| 50 | S826 | MIXED SERVICE ALL-POSITION |
| 52 | S825 | MIXED SERVICE ALL-POSITION |
| 54 | S758 | ON/OFF-ROAD TRACTION |
| 56 | S917 | ON/OFF-ROAD TRACTION |
| 58 | SDM80 | MIXED SERVICE ALL-POSITION |

SAILUN EFT PROGRAM



SmartWay® Verified Technologies Low Rolling Resistance Tires



EPA has demonstrated that certain low rolling resistance (LRR) tires and retread technologies can reduce both costs and emissions for long-haul class 8 tractor-trailers by 3% or more.^[1]

Sailun is proud to introduce the S605 EFT, S606 EFT, S665 EFT, S668 EFT, S624 EFT, S696 EFT, S768 EFT, SDL70 EFT, S753 EFT and the S705 EFT as SmartWay® Verified Low Rolling Resistance tires. At Sailun, the EFT program is our ongoing commitment to the environment and to our customers to deliver more for your investment while minimizing environmental impacts.

EPA SMARTWAY® VERIFIED TECHNOLOGIES

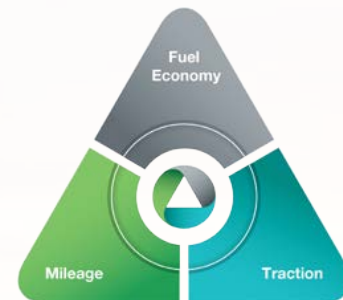
SmartWay® Verified Technologies, developed by the United States Environmental Protection Agency, is a public/private collaboration between the USEPA and the freight transportation industry that helps freight shippers, carriers, and logistics companies improve fuel-efficiency and save money.

^[1]<http://www.epa.gov/smartway/forpartners/technology.htm>

ADVANCED COMPOUND TECHNOLOGY

Introducing Advanced Compound Technology

Sailun's advanced compound technology uses a manufacturing process of mixing in a fluid state, which allows components to be mixed more evenly and optimally. This Advanced Compound Technology (ACT) in Sailun Tires enables us to optimize certain aspects of: Rolling Resistance/Fuel Economy, Mileage, and Traction without compromise to any of the attributes. Advanced Compound Technology also delivers important sustainability benefits through a more energy efficient mixing process during production. The practical uses mean Sailun Tires using advanced compound technology are effective in both improving battery life in electric powered vehicles and reducing fuel consumption in diesel powered vehicles.



SIZE CHART

| SIZES | LONG HAUL EFT | | | | | REGIONAL | | | | | | | | | | | MIXED SERVICE | | | | ON/OFF-ROAD | | | | | | | | |
|----------------|---------------|-------------|--------------|-------------|------|-------------|-------------|-------------|-------------|----------------|------------|-------------|------------|------|------|------|---------------|--------------|--------------|-------|-------------|------|------|------|------|-------|---|--|--|
| | LHS | CSD | SSD | TRL | SST | STR | STR/ AP | AP/TRL | AP/ TRL | DRV | DRV A/S | | | OSD | AP | | | WIDE BASE | WIDE BASE | DRIVE | | | | | | | | | |
| | S605 EFT | S768 EFT | SDL70 EFT | S705 EFT | S622 | S624 EFT | S696 EFT | S606 EFT | S665 EFT | S637 S637T^ | S637 SP | S668 EFT | S737 SP | S757 | S740 | SW01 | S759 | S753 EFT | S811 | S815 | S817 | S825 | S826 | S758 | S917 | SDM80 | | | |
| ST235/80R16 | | | | | | | | | | G^ | | | | | | | | | | | | | | | | | | | |
| ST235/85R16 | | | | | | | | | | G^ | | | | | | | | | | | | | | | | | | | |
| 215/75R17.5 | | | | | | | | | | H | H | | H | | | | | | | | | | | | | | | | |
| 235/75R17.5 | | | | | | | | | | H | | | | | | | | | | | | | | | | | | | |
| 245/70R17.5 | | | | | | | | | | J | | | | | | | | | | | | | | | | | | | |
| 225/70R19.5 | | | | | | | | | | G | G | | G | | G | | G | | | | | | | | | | | | |
| 245/70R19.5 | | | | | | | | | | H | H | | H | | H | | H | | | | | | | | | | | | |
| 265/70R19.5 | | | | | | | | | | H | | | | | | | | | | | | | | | | | | | |
| 9.00R20 (SET) | | | | | | | | | | | | | | | | | | | H | | | | | | | | | | |
| 10.00R20 (SET) | | | | | | | | | | | | | | | | | | | J | | | | | | | | | | |
| 11.00R20 (SET) | | | | | | | | | | | | | | | | | | | J | | | | | | | | | | |
| 10R22.5 | | | | | | | | | | G | | | | | | | | G* | | | | | | | | | | | |
| 11R22.5 | H | H | H | | | G | | H | H | | | H | | H | | H | | H | H | | H | | | | H | H | H | | |
| 12R22.5 | | | | | | | | H* | | | | | | | | | | | H | | | | | | | J | | | |
| 295/80R22.5 | | | | | | | | H* | | | | | | | | | | | | | | | | | | | | | |
| 315/80R22.5 | | | | | | | | J* | | | | | | | | | | | | | L | | | | | | L | | |
| 295/75R22.5 | H | G | H | | | G | | G | G | | | G | | H | | H | | G | | | | | | | | | | | |
| 255/70R22.5 | | | | | H | | | | | H | | H | | | | | | H* | | | H | | | | | | | | |
| 275/70R22.5 | | | | | | | | | | J | | | | | | | | | | | J | | | | | | | | |
| 385/65R22.5 | | | | | | | | | | | | | | | | | | | | | | | | | | | L | | |
| 425/65R22.5 | | | | | | | | | | | | | | | | | | | | | | | | | | | L | | |
| 445/65R22.5 | | | | | | | | | | | | | | | | | | | | | | L | | | | | | | |
| 445/50R22.5 | | | | L | | | L | | | | | | | | | | | | | | | | | | | | | | |
| 12.00R24 (SET) | | | | | | | | | | | | | | | | | | | | | | | | | | | L | | |
| 11R24.5 | H | H | H | | | G | | H | H | | | H | | H | | H | | H | H | | H | | | | H | H | | | |
| 285/75R24.5 | H | G | G | | | G | | G | G | | | | | | | | | G | | | | | | | | | | | |

* Denotes non-EFT tire ^ Denotes trailer tire only



SAILUN



S605 EFT

PREMIUM LINE-HAUL STEER

The S605 EFT is Sailun's premium line-haul steer tire, featuring a decoupling groove and five wide ribs for a stable ride at all speeds. Stone ejectors minimize tire damage, while extra-wide grooves and S-sipes improve traction for excellent hydroplaning resistance.

FEATURES & BENEFITS:

- Decoupling groove helps to minimize irregular wear.
- S-sipes improve traction in wet conditions and dissipate heat for prolonged tread life.
- Unique tread wall bite edges reduce irregular wear and improve traction.
- Stone ejectors protect tire from stone drilling.
- Smartway Verified for lower rolling resistance and improved fuel efficiency on highways.

APPLICATIONS:

- **LINE-HAUL TRUCKS**
- **INTRASTATE AND INTERSTATE BUSES**
- **REGIONAL TRUCKS**



| Code | Size | LI / SR | PR | T.D. | RIM | O.D. | S.W. | S.L.R. | LCCx1 | LCCx2 | A.P. |
|---------|-------------|-----------|----|------|------|------|------|--------|-------|-------|------|
| 8200180 | 11R22.5 | 146/143 M | 16 | 18 | 8.25 | 41.3 | 10.9 | 19.3 | 6,610 | 6,005 | 120 |
| 8200182 | 11R24.5 | 149/146 M | 16 | 18 | 8.25 | 43.4 | 10.9 | 20.3 | 7,160 | 6,610 | 120 |
| 8200184 | 295/75R22.5 | 146/143 M | 16 | 18 | 9.00 | 40.0 | 11.7 | 18.7 | 6,610 | 6,005 | 120 |
| 8200186 | 285/75R24.5 | 147/144M | 16 | 18 | 8.25 | 41.3 | 11.1 | 19.4 | 6,780 | 6,175 | 120 |

QUALITY

The S605 EFT is Sailun's premium line-haul steer tire. Uniformity is tested on every tire at the factory to ensure maximum ride comfort and performance.

WARRANTY

All Sailun products are covered by an industry leading new 8 year warranty.

RETREADABILITY


Three Recap Casing Warranty with a Casing Retread Allowance.

*See Sailun Medium Radial Truck Tire Limited Warranty for complete details.


COMPETITIVE PRODUCTS

Goodyear G399A, Bridgestone R283 Ecopia

S-sipes improve traction in wet conditions and dissipate heat for prolonged tread life.



Stone ejectors protect tire from stone drilling.



Decoupling groove helps to minimize irregular wear.





S606 EFT

PREMIUM STEER ALL-POSITION

The S606 EFT is Sailun's premium steer tire, providing superior service for both Metro/Urban deliveries. This tire features extra wide shoulders with built-in sipes for excellent stability and traction under all weather conditions. An extra deep 21/32" tread depth ensures the S606 EFT delivers exceptional mileage, while an interlocking symmetrical tread block design promotes even wear and a square footprint.

FEATURES & BENEFITS:

- Wide footprint and square shoulder design for improved stability and mileage.
- Extra deep tread pattern (21/32") with special compound for extended tread life.
- Multi-sipes improve traction in wet conditions and dissipate heat for prolonged tread life.
- Unique tread wall grooves help reduce irregular wear and improve traction.
- Stone ejectors protect tire from stone drilling.
- Smartway Verified for lower rolling resistance and improved fuel efficiency on highways.

APPLICATIONS:

- **INTRASTATE AND INTERSTATE BUSES**
- **REGIONAL TRUCKS**
- **PICKUP AND DELIVERY TRUCKS**
- **TRACTOR TRAILERS**



| Code | Size | LI / SR | PR | T.D. | RIM | O.D. | S.W. | S.L.R. | LCCx1 | LCCx2 | A.P. |
|----------|--------------|-----------|----|------|------|------|------|--------|-------|-------|------|
| 5543001 | 11R22.5 | 146/143 M | 16 | 21 | 8.25 | 41.6 | 10.9 | 19.4 | 6,610 | 6,005 | 120 |
| 5542984 | 11R24.5 | 149/146 M | 16 | 21 | 8.25 | 43.6 | 10.9 | 20.4 | 7,160 | 6,610 | 120 |
| 8245141* | 12R22.5* | 152/148 M | 16 | 21 | 9.00 | 42.7 | 12.1 | 19.9 | 7,830 | 6,940 | 123 |
| 1001398 | 295/75R22.5 | 144/141 L | 14 | 21 | 9.00 | 39.9 | 11.7 | 18.8 | 6,175 | 5,675 | 110 |
| 1001400 | 285/75R24.5 | 144/141 L | 14 | 21 | 8.25 | 41.3 | 11.1 | 19.5 | 6,175 | 5,675 | 110 |
| 8255184* | 295/80R22.5* | 152/148 M | 16 | 21 | 9.00 | 41.1 | 11.6 | 19.4 | 7,830 | 6,940 | 123 |
| 8244197 | 315/80R22.5* | 156/150 L | 18 | 20 | 9.00 | 42.6 | 12.3 | 19.8 | 8,820 | 7,385 | 123 |

* Non-EFT Tire

QUALITY

Every Sailun S606 EFT premium steer all-position tire is tested for uniformity at the factory to ensure maximum ride comfort and quality performance.

WARRANTY

All Sailun products are covered by an industry leading new 8 year warranty.

RETREADABILITY


Three Recap Casing Warranty with a Casing Retread Allowance.

* See Sailun Medium Radial Truck Tire Limited Warranty for complete details.


COMPETITIVE PRODUCTS

Bridgestone R268 Ecopia,
Goodyear Fuel Max RSA/
Endurance RSA

Multi-sipes improve traction in wet conditions and dissipate heat for prolonged tread life.



Stone ejectors protect tire from stone drilling.



Wide footprint and square shoulder design for improved stability and mileage.





S665 EFT

STEER ALL-POSITION

The Sailun S665 EFT is an all-position radial truck tire optimized for steer axles. This tire is engineered for use in regional, interstate and metro applications on a large array of vehicle platforms.

FEATURES & BENEFITS:

- Micro-sipes within groove walls for enhanced traction in all weather conditions.
- Variable tread angles for self-cleaning and stone ejection.
- Reinforced sidewall for increased tread life.
- Smartway Verified for lower rolling resistance and improved fuel efficiency on highways.

APPLICATIONS:

- **INTRASTATE AND INTERSTATE BUSES**
- **REGIONAL TRUCKS**
- **FREIGHT TRUCKS**
- **LOCAL BUSES**
- **PICK-UP AND DELIVERY TRUCKS**



| Code | Size | LI / SR | PR | T.D. | RIM | O.D. | S.W. | S.L.R. | LCCx1 | LCCx2 | A.P. |
|---------|-------------|-----------|----|------|------|------|------|--------|-------|-------|------|
| 5540148 | 11R22.5 | 146/143 M | 16 | 18 | 8.25 | 41.5 | 10.9 | 19.3 | 6,610 | 6,005 | 120 |
| 5540151 | 11R24.5 | 149/146 M | 16 | 18 | 8.25 | 43.5 | 10.9 | 20.3 | 7,160 | 6,610 | 120 |
| 5540149 | 295/75R22.5 | 144/141 M | 14 | 18 | 9.00 | 39.9 | 11.7 | 19.4 | 6,175 | 5,675 | 110 |
| 5540152 | 285/75R24.5 | 144/141 M | 14 | 18 | 8.25 | 41.3 | 11.1 | 18.7 | 6,175 | 5,675 | 110 |

QUALITY

Every Sailun S665 tire is tested for uniformity at the factory to ensure maximum ride comfort and quality performance.

WARRANTY

All Sailun products are covered by an industry leading new 8 year warranty.

RETREADABILITY


Three Recap Casing Warranty with a Casing Retread Allowance.

*See Sailun Medium Radial Truck Tire Limited Warranty for complete details.

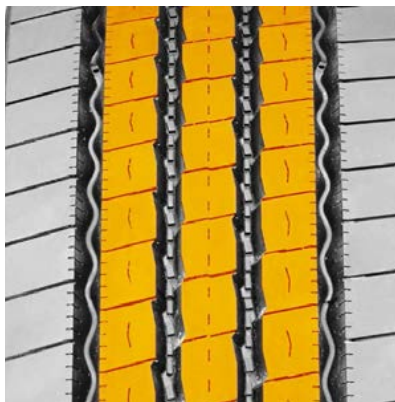
COMPETITIVE PRODUCTS

Bridgestone R250ED,
Sumitomo ST727


Micro-sipes within groove walls for enhanced traction in all weather conditions.



Variable tread angles for self-cleaning and stone ejection.



Reinforced sidewall for increased tread life.



SAILUN



S637

REGIONAL ALL-POSITION

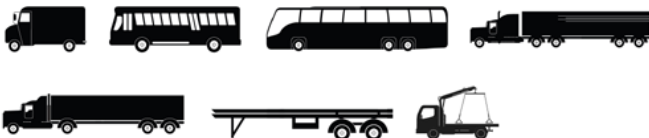
The S637 is a versatile regional all-position tire, featuring five extra-wide ribs for exceptional stability at all speeds. An extra-wide solid shoulder resists damage caused by high-scrub applications, while a mirrored tread design ensures even wear. Wide grooves are designed for hydroplaning resistance, while a long-life rubber compound is engineered for extended tread life.

FEATURES & BENEFITS:

- Multi-sipes improve traction in wet conditions and dissipate heat for prolonged tread life.
- Shallow tread designed to reduced rolling resistance for improved fuel economy.
- Unique tread wall grooves help reduce irregular wear and improve traction.

APPLICATIONS:

- **PICKUP AND DELIVERY TRUCKS**
- **REGIONAL TRUCKS**
- **LINE-HAUL TRUCKS**
- **REGIONAL TRAILERS**
- **LOW PLATFORM TRAILERS**



| Code | Size | LI / SR | PR | T.D. | RIM | O.D. | S.W. | S.L.R. | LCCx1 | LCCx2 | A.P. |
|---------|-------------|-----------|----|------|------|------|------|--------|-------|-------|------|
| 8244381 | 235/75R17.5 | 143/141 L | 16 | 17 | 6.75 | 31.6 | 8.9 | 14.7 | 6,005 | 5,675 | 125 |
| 5547971 | 245/70R17.5 | 143/141 K | 18 | 17 | 6.75 | 31.1 | 9.7 | 14.7 | 6,005 | 5,675 | 125 |
| 8244332 | 265/70R19.5 | 140/138 M | 16 | 18 | 7.50 | 34.2 | 10.2 | 15.8 | 5,510 | 5,205 | 112 |
| 1001468 | 10R22.5 | 141/139 M | 14 | 18 | 7.50 | 40.1 | 10.0 | 18.7 | 5,675 | 5,355 | 115 |
| 8254389 | 255/70R22.5 | 140/137 M | 16 | 18 | 7.50 | 36.7 | 9.7 | 17.1 | 5,510 | 5,070 | 116 |
| 5547976 | 275/70R22.5 | 148/145 M | 18 | 19 | 8.25 | 37.9 | 10.7 | 17.6 | 6,940 | 6,395 | 130 |

QUALITY

Every Sailun S637 regional all-position tire is tested for uniformity at the factory to ensure maximum ride comfort and quality performance.

WARRANTY

All Sailun products are covered by an industry leading new 8 year warranty.

RETREADABILITY


Three Recap Casing Warranty with a Casing Retread Allowance.

*See Sailun Medium Radial Truck Tire Limited Warranty for complete details.


COMPETITIVE PRODUCTS

Bridgestone R238,
Sumitomo ST718

Multi-sipes improve traction in wet conditions and dissipate heat for prolonged tread life.



Five rib design for improved stability.



Tread pattern designed to reduced rolling resistance for improved fuel economy.



SAILUN



S637SP

REGIONAL ALL-POSITION

The S637SP is a versatile regional all-position tire featuring all of the same attributes as the S637 for stability, scrub resistance and wear. To further extend tire life and improve retreadability, the S637SP is enhanced with sidewall protection ribs to withstand curb abrasion and sidewall cuts common in the Last Mile Delivery segment.

FEATURES & BENEFITS:

- Multi-sipes improve traction in wet conditions and dissipate heat for prolonged tread life.
- Shallow tread designed to reduced rolling resistance for improved fuel economy.
- Unique tread wall grooves help reduce irregular wear and improve traction.
- Sidewall protector ribs offer curb abrasion resistance

APPLICATIONS:

- **PICKUP AND DELIVERY TRUCKS**
- **REGIONAL TRUCKS**
- **REGIONAL TRAILERS**
- **LOW PLATFORM TRAILERS**
- **RECREATIONAL VEHICLES**
- **TOW TRUCKS**



| Code | Size | LI / SR | PR | T.D. | RIM | O.D. | S.W. | S.L.R. | LCCx1 | LCCx2 | A.P. |
|---------|-------------|-------------|----|------|------|------|------|--------|-------|-------|------|
| 5548284 | 215/75R17.5 | 128/126 L* | 16 | 16 | 6.00 | 30.4 | 8.1 | 14.2 | 3,970 | 3,750 | 110 |
| 5548284 | 215/75R17.5 | 135/133 L** | 16 | 16 | 6.00 | 30.4 | 8.1 | 14.2 | 4,805 | 4,540 | 120 |
| 5548285 | 225/70R19.5 | 128/126 N | 14 | 16 | 6.75 | 32.0 | 8.6 | 14.9 | 3,970 | 3,750 | 110 |
| 5548286 | 245/70R19.5 | 136/134 N | 16 | 16 | 7.50 | 33.0 | 9.8 | 15.4 | 4,940 | 4,675 | 120 |

*as specified in ETRTO for all positions ** for trailer applications only

QUALITY

Every Sailun S637SP regional all-position tire is tested for uniformity at the factory to ensure maximum ride comfort and quality performance.

WARRANTY

All Sailun products are covered by an industry leading new 8 year warranty.

RETREADABILITY

Three Recap Casing Warranty with a Casing Retread Allowance.

*See Sailun Medium Radial Truck Tire Limited Warranty for complete details.

COMPETITIVE PRODUCTS

Bridgestone R238,
Sumitomo ST718


Sidewall protector ribs offer curb abrasion resistance.



Unique tread wall grooves help reduce irregular wear and improve traction.



Tread pattern designed to reduced rolling resistance for improved fuel economy.





S668 EFT

REGIONAL ALL-POSITION / TRAILER

The Sailun S668 EFT is a regional radial tire designed for all positions. The S668 EFT features contoured shoulders to deliver exceptional service life in the most extreme high scrub trailer applications. The contoured shoulders make the S668 EFT ideal for use on multi-axle and spread-axle trailers. This tire is engineered with our most durable rubber compound to resist lateral scrubbing throughout the service life.

FEATURES & BENEFITS:

- 5-Rib tread pattern promotes stable on road performance and even tread wear.
- Solid shoulder design promotes lateral stability for all positions.
- Stone ejectors protect tire against stone drilling.
- Wide tread footprint maximizes tread life.

APPLICATIONS:

- **PICK-UP AND DELIVERY TRAILERS**
- **REGIONAL TRAILERS**
- **MULTI-AXLE TRAILERS**
- **SPREAD-AXLE TRAILERS**



| Code | Size | LI / SR | PR | T.D. | RIM | O.D. | S.W. | S.L.R. | LCCx1 | LCCx2 | A.P. |
|---------|--------------|-----------|----|------|------|------|------|--------|-------|-------|------|
| 4120821 | 11R22.5 | 146/143 M | 16 | 16 | 8.25 | 41.5 | 11.0 | 19.0 | 6,610 | 6,005 | 120 |
| 4120824 | 11R24.5 | 149/146 M | 16 | 16 | 8.25 | 43.5 | 11.0 | 20.0 | 7,160 | 6,610 | 120 |
| 5543368 | 255/70R22.5* | 140/137 L | 16 | 16 | 7.50 | 36.6 | 10.0 | 17.1 | 5,510 | 5,070 | 120 |
| 4120833 | 295/75R22.5 | 146/143 M | 16 | 16 | 9.00 | 39.9 | 11.7 | 19.0 | 6,610 | 6,005 | 120 |

* Non-EFT Tire

QUALITY

Every Sailun S668 EFT tire is tested for uniformity at the factory to ensure maximum ride comfort and quality performance.

WARRANTY

All Sailun products are covered by an industry leading new 8 year warranty.

RETREADABILITY

Three Recap Casing Warranty with a Casing Retread Allowance.

*See Sailun Medium Radial Truck Tire Limited Warranty for complete details.

COMPETITIVE PRODUCTS

Bridgestone R196

5-Rib tread pattern promotes stable road performance and even wear.



Contoured solid shoulder for high scrub applications.



Stone ejectors protect tire against stone drilling.





S622

FREE-ROLLING POSITION TRAILER

The S622 EFT is a premium free-rolling position trailer tire. The tread pattern features a decoupling groove to resist irregular wear and wide ribs to prevent damage caused by high-scrub applications. The S622 EFT is also a low-rolling resistance tire designed to maximize your mileage and fuel economy.

FEATURES & BENEFITS:

- Decoupling grooves help minimize irregular wear.
- V-sipes improve traction in wet conditions and dissipate heat for prolonged tread life.
- Main groove stone ejectors protect tire against stone drilling.
- 5 full depth grooves for excellent traction in wet and dry conditions.

APPLICATIONS:

- **TANDEM TRAILERS**



| Code | Size | LI / SR | PR | T.D. | RIM | O.D. | S.W. | S.L.R. | LCCx1 | LCCx2 | A.P. |
|---------|-------------|-----------|----|------|------|------|------|--------|-------|-------|------|
| 8245385 | 255/70R22.5 | 140/137 L | 16 | 14 | 7.50 | 36.5 | 9.7 | 17.0 | 5,510 | 5,070 | 120 |

QUALITY

Sailun technology and quality of the S622 EFT has been approved for use on EPA Smartway certified equipment.

WARRANTY

All Sailun products are covered by an industry leading new 8 year warranty.

RETREADABILITY

Three Recap Casing Warranty with a Casing Retread Allowance.

COMPETITIVE PRODUCTS

Bridgestone R197 Ecopia, Goodyear G316

V-sipes improve traction in wet conditions and dissipate heat for prolonged tread life



Main groove stone ejectors protect tire against stone drilling



5 full-depth grooves for excellent traction in wet and dry conditions





S637T

HD ST TRAILER

The Sailun S637T is an all-steel highway rib tire designed to provide the ultimate in performance for trailer applications. The heavy duty all steel construction delivers low rolling resistance, superior strength and durability while providing sure-footing and straight tracking. The S637T is perfect for all high load capacity trailer applications.

FEATURES & BENEFITS:

- All steel construction for maximum strength and load capacity.
- Multi-sipes improve traction in wet conditions and dissipate heat for prolonged tread life.
- Five rib design for improved stability.
- Solid shoulder to resist irregular wear and improve fuel efficiency.

APPLICATIONS:

- **RV TRAILERS**
- **5TH WHEEL TRAILERS**
- **UTILITY TRAILERS**
- **BOAT TRAILERS**



| Code | Size | LI / SR | PR | T.D. | RIM | O.D. | S.W. | S.L.R. | LCCx1 | LCCx2 | A.P. |
|---------|--------------|-----------|----|------|------|------|------|--------|-------|-------|------|
| 4120722 | ST225/75R15* | 121/118 M | 12 | 10 | 6.00 | 28.3 | 8.8 | 13.2 | 3,200 | 2,910 | 95 |
| 4122464 | ST235/80R16* | 130/126M | 16 | 10 | 6.50 | 30.8 | 9.3 | 13.9 | 4,190 | 3,750 | 110 |
| 4122465 | ST235/85R16* | 133/128M | 16 | 12 | 6.50 | 31.7 | 9.3 | 14.3 | 4,540 | 3,970 | 110 |

* All steel construction specifically designed for Trailer application only. Requires special high load capacity wheel. Consult wheel manufacturer for proper application.
 * Construction tout en acier expressément conçue pour les remorques. Nécessite une jante particulière dotée d'une très grande capacité de charge. Consultez le fabricant de la jante pour connaître son utilisation appropriée.

QUALITY

Every Sailun S637T all steel highway tire is tested for uniformity at the factory to ensure maximum ride comfort and quality performance.

WARRANTY

All Sailun products are covered by an industry leading new 8 year warranty.

RETREADABILITY


Three Recap Casing Warranty with a Casing Retread Allowance.

*See Sailun Medium Radial Truck Tire Limited Warranty for complete details.

COMPETITIVE PRODUCTS

Duraturon DT23, Supermax HA4, Hercules H-901ST


Multi-sipes improve traction in wet conditions and dissipate heat for prolonged tread life.



All steel construction for maximum strength and load capacity.



Five rib design for improved stability.





S624 EFT

FREE-ROLLING POSITION TRAILER

The S624 EFT is a premium free-rolling position trailer tire for on highway applications. The tread pattern features a decoupling groove to resist irregular wear. The rib pattern promotes long even wear and low rolling resistance. The S624 EFT utilizes new Advanced Compound Technology tread compound. Advanced Compound Technology is produced by mixing in a fluid state for the best compound dispersion. The benefit of Advanced Compound Technology is maximized mileage, wet traction and rolling resistance without compromise.

FEATURES & BENEFITS:

- Decoupling grooves help minimize irregular wear.
- Micro-sipes improve traction in wet conditions and dissipate heat for prolonged tread life.
- Advanced Compound Technology for maximum mileage, wet traction and rolling resistance
- Smartway verified

APPLICATIONS:

- **TANDEM TRAILERS**



| Code | Size | LI / SR | PR | T.D. | RIM | O.D. | S.W. | S.L.R. | LCCx1 | LCCx2 | A.P. |
|---------|-------------|-----------|----|------|------|------|------|--------|-------|-------|------|
| 9630534 | 11R22.5 | 144/142 M | 14 | 12 | 8.25 | 41.5 | 11.0 | 19.3 | 6,175 | 5,840 | 105 |
| 9630535 | 11R24.5 | 146/143 M | 14 | 12 | 8.25 | 43.5 | 11.0 | 20.3 | 6,610 | 6,005 | 105 |
| 9630536 | 295/75R22.5 | 144/141 M | 14 | 12 | 9.00 | 39.9 | 11.7 | 18.7 | 6,175 | 5,675 | 110 |
| 9630537 | 285/75R24.5 | 144/141 M | 14 | 12 | 8.25 | 41.3 | 11.1 | 19.4 | 6,175 | 5,675 | 110 |

QUALITY

Sailun technology and quality of the S624 EFT will be approved for Smartway once verified by the U.S. EPA.

WARRANTY

All Sailun products are covered by an industry leading new 8 year warranty.


RETREADABILITY

Three Recap Casing Warranty with a Casing Retread Allowance.


COMPETITIVE PRODUCTS

Bridgestone R197 Ecopia, Goodyear G316


Decoupling groove helps to minimize irregular wear



Micro-sipes improve traction in wet conditions and dissipate heat for prolonged tread life



Shallow five-rib design and Advanced Compound Technology for low rolling resistance





S696 EFT

ULTRA-WIDE BASE TRAILER

The S696-EFT is a long wearing 13/32nd tread depth tire designed for tandem trailer applications. The wide shoulder rib is designed to stand up to lateral scrubbing and resist irregular wear that is common in this application.

FEATURES & BENEFITS:

- Light weight to improve fuel economy
- Long wearing for low cost per mile
- Alternative low cost option for trade trailers
- Smartway Verified

APPLICATIONS:

- **TANDEM TRAILERS**
- **TAG AXLE TRAILER**



| Code | Size | LI / SR | PR | T.D. | RIM | O.D. | S.W. | S.L.R. | LCCx1 | LCCx2 | A.P. |
|---------|-------------|---------|----|------|-------|------|------|--------|--------|-------|------|
| 5541470 | 445/50R22.5 | 161 M | 20 | 13 | 14.00 | 40.0 | 17.5 | 18.8 | 10,200 | - | 120 |

QUALITY

Factory testing for uniformity ensures maximum ride comfort and quality performance.

WARRANTY

All Sailun products are covered by an industry leading new 8 year warranty.


COMPETITIVE PRODUCTS

Bridgestone Ecopia R135 (11/32nds),
Hankook TL07 (17/32nds)


Wide Shoulder - provides stability in lateral scrub situations



Tread Sipes - Provide extra grip in wet conditions



Tread Void Area - Channel water in wet road conditions





S705 EFT

ULTRA-WIDE BASE DRIVE

The S705-EFT is a long wearing 26/32nd tread depth tire designed for tandem truck applications. The wide shoulder is designed to stand up to lateral scrubbing and resist irregular wear that is common in this application.

FEATURES & BENEFITS:

- Light weight to improve fuel economy
- Long wearing for low cost per mile
- Alternative low cost option for trade trucks
- Smartway Verified

APPLICATIONS:

- **TANDEM TRACTORS**



| Code | Size | LI / SR | PR | T.D. | RIM | O.D. | S.W. | S.L.R. | LCCx1 | LCCx2 | A.P. |
|---------|-------------|---------|----|------|-------|------|------|--------|--------|-------|------|
| 5541472 | 445/50R22.5 | 161 L | 20 | 26 | 14.00 | 40.3 | 17.5 | 18.9 | 10,200 | - | 120 |

QUALITY

Factory testing for uniformity ensures maximum ride comfort and quality performance.

WARRANTY

All Sailun products are covered by an industry leading new 8 year warranty.


COMPETITIVE PRODUCTS

Bridgestone Ecopia M835A (23/32nds),
Hankook DL07 (28/32nds)

Solid shoulder resists lateral scrubbing in tandem drive axles.



Engineered tread design provides low rolling resistance and improved efficiency.



Zig-zag circumferential grooves provide additional biting edges for increased traction.





SDL70 EFT

PREMIUM DEEP CLOSED SHOULDER DRIVE

The SDL70 EFT is a premium closed shoulder drive tire designed with a 240 mm wide footprint and 30/32" tread depth to deliver maximum mileage, stability and ride comfort. The SDL70 EFT has "slim bead" technology incorporated to reduce rolling resistance and improve fuel economy. The SDL70 EFT utilizes new Advanced Compound Technology tread compound. Advanced Compound Technology is produced by mixing in a fluid state for the best compound dispersion. The benefit of Advanced Compound Technology is maximized mileage, wet traction and rolling resistance without compromise.

FEATURES & BENEFITS:

- Wide footprint and deep tread for extended mileage.
- Slim bead" for reduced rolling resistance.
- Advanced Compound Technology for maximum mileage, wet traction and rolling resistance.
- 3 Peak Mountain Snowflake (3PMS) certification for severe winter service.

APPLICATIONS:

- **REGIONAL TRUCKS**
- **LINE-HAUL TRUCKS**



| Code | Size | LI / SR | PR | T.D. | RIM | O.D. | S.W. | S.L.R. | LCCx1 | LCCx2 | A.P. |
|---------|-------------|-----------|----|------|------|------|------|--------|-------|-------|------|
| 9630330 | 11R22.5 | 146/143 M | 16 | 30 | 8.25 | 41.9 | 11.0 | 19.3 | 6,610 | 6,005 | 120 |
| 9630334 | 11R24.5 | 149/146 M | 16 | 30 | 8.25 | 43.5 | 11.0 | 20.3 | 7,160 | 6,610 | 120 |
| 9630339 | 295/75R22.5 | 146/143 M | 16 | 30 | 9.00 | 39.9 | 11.7 | 18.7 | 6,610 | 6,005 | 120 |
| 9630331 | 285/75R24.5 | 144/141 L | 14 | 30 | 8.25 | 41.3 | 11.1 | 19.4 | 6,175 | 5,675 | 110 |

QUALITY

Sailun SDL7 EFT uses Advanced Compound Technology to optimize wet traction, mileage and rolling resistance.

WARRANTY

All Sailun products are covered by an industry leading new 8 year warranty.

RETREADABILITY

Three Recap Casing Warranty with a Casing Retread Allowance.

COMPETITIVE PRODUCTS

Bridgestone M726 ELA
Doublecoin RLB400

Wide tread footprint.



Deep tread for extended mileage.



“Slim bead” for reduced rolling resistance.





S768 EFT

CLOSED-SHOULDER DRIVE

The S768 EFT is a premium closed shoulder drive tire, designed with a wide shoulder featuring tapered lateral edges for enhanced lateral stability. The S768 EFT also features stone ejector buttons that reduce stone retention, and an extra-deep tread depth for enhanced tread life.

FEATURES & BENEFITS:

- Wide footprint and square shoulder design for improved stability and mileage.
- Extra deep tread pattern with special compound for extended tread life.
- Multi-sipes improve traction in wet conditions and dissipate heat for prolonged tread life.
- Stone ejectors protect tire from stone drilling.
- Smartway Verified for lower rolling resistance and improved fuel efficiency on highways.

APPLICATIONS:

- **LINE-HAUL TRUCKS**
- **REGIONAL TRUCKS**
- **INTRASTATE AND INTERSTATE BUSES**



| Code | Size | LI / SR | PR | T.D. | RIM | O.D. | S.W. | S.L.R. | LCCx1 | LCCx2 | A.P. |
|---------|-------------|-----------|----|------|------|------|------|--------|-------|-------|------|
| 5542986 | 11R22.5 | 146/143 M | 16 | 25 | 8.25 | 41.8 | 10.9 | 19.5 | 6,610 | 6,005 | 120 |
| 5542988 | 11R24.5 | 149/146 M | 16 | 25 | 8.25 | 43.9 | 10.9 | 20.5 | 7,160 | 6,610 | 120 |
| 8200196 | 295/75R22.5 | 144/141 L | 14 | 25 | 9.00 | 40.5 | 11.7 | 18.7 | 6,175 | 5,675 | 110 |
| 8200195 | 285/75R24.5 | 144/141 L | 14 | 25 | 8.25 | 41.9 | 11.1 | 19.6 | 6,175 | 5,675 | 110 |

QUALITY

The Sailun S768 EFT has been approved for use on EPA Smartway certified equipment with a superior 4 belt package casing provides durability and excellent retreadability.

WARRANTY

All Sailun products are covered by an industry leading new 8 year warranty.

RETREADABILITY


Three Recap Casing Warranty with a Casing Retread Allowance.

*See Sailun Medium Radial Truck Tire Limited Warranty for complete details.


COMPETITIVE PRODUCTS

Bridgestone M710 Ecopia, Goodyear G362


Stone ejectors protect tire from stone drilling



Extra deep tread pattern with special compound for extended tread life



Multi-sipes improve traction in wet conditions and dissipate heat for prolonged tread life





S757

SUPER REGIONAL ALL WEATHER DRIVE

The S757 represents a new generation of Sailun drive tires. The S757 is an all-weather drive tire engineered for traction and mileage in line-haul and regional service applications. The extra-wide footprint and solid shoulders improve stability and handling. The lug tread pattern and siping improves grip and the 4 zig-zag channels evacuate water away from the tread face. The S757's 26/32" tread depth provides long tread life and lower cost per mile.

FEATURES & BENEFITS:

- Extensive sipes improve traction in wet conditions and dissipate heat for prolonged tread life.
- Tie-bars on external lugs add rigidity to lugs to prevent irregular wear and improve stability.
- Extra-wide footprint promotes stability, improved handling, even treadwear, and long tread life.
- 3PMS certified for all weather conditions.

APPLICATIONS:

- **REGIONAL TRUCKS**
- **PICK-UP AND DELIVERY TRUCKS**
- **LINE-HAUL TRUCKS**



| Code | Size | LI / SR | PR | T.D. | RIM | O.D. | S.W. | S.L.R. | LCCx1 | LCCx2 | A.P. |
|---------|-------------|-----------|----|------|------|------|------|--------|-------|-------|------|
| 5542490 | 11R22.5 | 146/143 L | 16 | 26 | 8.25 | 41.9 | 11.0 | 19.5 | 6,610 | 6,005 | 120 |
| 5543713 | 295/75R22.5 | 146/143 L | 16 | 26 | 9.00 | 39.9 | 11.7 | 18.7 | 6,610 | 6,005 | 120 |
| 5542494 | 11R24.5 | 149/146 L | 16 | 26 | 8.25 | 43.9 | 11.0 | 20.4 | 7,160 | 6,610 | 120 |

QUALITY

Every Sailun S757 super regional drive tire is tested for uniformity at the factory to ensure maximum ride comfort and quality performance.

WARRANTY

All Sailun products are covered by an industry leading new 8 year warranty.

RETREADABILITY


Three Recap Casing Warranty with a Casing Retread Allowance.

*See Sailun Medium Radial Truck Tire Limited Warranty for complete details.


COMPETITIVE PRODUCTS

Bridgestone M760, Sumitomo ST948

Extra-wide footprint promotes stability, improved handling, even treadwear, and long tread life.



Extensive sipes improve traction in wet conditions and dissipate heat for prolonged tread life.



Tie-bars on shoulder lugs add rigidity to prevent irregular wear and improve stability.





S753 EFT

OPEN SHOULDER DRIVE

The S753 EFT is a premium open shoulder drive, excellent for regional and pickup applications. Featuring a center interlocking tread block designed for improved stability, the S753 delivers exceptional tread life at 25/32** tread depth. *Exception: 10R22.5, 255/70R22.5.

FEATURES & BENEFITS:

- Open shoulder design and tread grooves promote self-cleaning characteristics and improve traction.
- Central and edge siping for improved traction.
- Extra strong casing design for enhanced durability.
- Integrated central lugs for improved stability.
- Smartway Verified for lower rolling resistance and improved fuel efficiency on highways.

APPLICATIONS:

- **PICKUP AND DELIVERY TRUCKS**
- **INTRASTATE AND INTERSTATE BUSES**
- **REGIONAL TRUCKS**
- **LINE-HAUL TRUCKS**
- **LOCAL BUSES**
- **DUMP TRUCKS**



| Code | Size | LI / SR | PR | T.D. | RIM | O.D. | S.W. | S.L.R. | LCCx1 | LCCx2 | A.P. |
|---------|--------------|-----------|----|------|------|------|------|--------|-------|-------|------|
| 5543673 | 10R22.5* | 141/139 M | 14 | 23 | 7.50 | 40.6 | 10.0 | 18.7 | 5,675 | 5,355 | 115 |
| 5542971 | 11R22.5 | 146/143 M | 16 | 25 | 8.25 | 41.8 | 10.9 | 19.5 | 6,610 | 6,005 | 120 |
| 5542987 | 11R24.5 | 149/146 M | 16 | 25 | 8.25 | 43.9 | 10.9 | 20.5 | 7,160 | 6,610 | 120 |
| 5542386 | 255/70R22.5* | 140/137 L | 16 | 24 | 7.50 | 36.9 | 10.0 | 17.1 | 5,510 | 5,070 | 120 |
| 5540527 | 295/75R22.5 | 144/141 L | 14 | 25 | 9.00 | 40.5 | 11.7 | 20.2 | 6,175 | 5,675 | 110 |
| 5540526 | 285/75R24.5 | 144/141 L | 14 | 25 | 8.25 | 41.6 | 11.1 | 19.4 | 6,175 | 5,675 | 110 |

* Size not Smartway Verified

QUALITY

The Sailun S753 EFT has been approved for use on EPA Smartway certified equipment with a superior 4 belt package casing provides durability and excellent

WARRANTY

All Sailun products are covered by an industry leading new 8 year warranty.

RETREADABILITY

Three Recap Casing Warranty with a Casing Retread Allowance.

*See Sailun Medium Radial Truck Tire Limited Warranty for complete details.


COMPETITIVE PRODUCTS

Bridgestone M711, Goodyear G182


Central and edge siping for improved traction



Open shoulder design and tread grooves promote self-cleaning characteristics and improve traction



Integrated central lugs for improved stability



SAILUN



SW01

ALL SEASON PREMIUM REGIONAL DRIVE

The Sailun SW01 is a premium regional and highway drive tire designed for four season traction. This versatile tire is ideal for all weather conditions and features an aggressive symmetrical tread design for exceptional traction in mud, snow and ice conditions.

FEATURES & BENEFITS:

- 3 Peak Mountain Snowflake (3PMSF) certification for severe winter service.
- Extensive sipes in tread pattern for exceptional mud, snow and ice traction.
- Aggressive tread blocks for outstanding snow and mud handling.
- Tread pattern promotes self-cleaning and resists stone drilling.

APPLICATIONS:

- **REGIONAL TRUCKS**
- **LINE-HAUL TRUCKS**
- **PICK-UP AND DELIVERY TRUCKS**
- **DUMP TRUCKS**
- **MIX CONCRETE TRUCKS**
- **REFUSE TRUCKS**
- **COLD WEATHER CONDITIONS**



| Code | Size | LI / SR | PR | T.D. | RIM | O.D. | S.W. | S.L.R. | LCCx1 | LCCx2 | A.P. |
|---------|-------------|-----------|----|------|------|------|------|--------|-------|-------|------|
| 5540969 | 11R22.5 | 146/143 L | 16 | 27 | 8.25 | 41.9 | 11.0 | 19.3 | 6,610 | 6,005 | 120 |
| 5544201 | 295/75R22.5 | 146/143 L | 16 | 27 | 9.00 | 39.9 | 11.7 | 18.7 | 6,610 | 6,005 | 120 |
| 5542068 | 11R24.5 | 149/146 L | 16 | 27 | 8.25 | 43.9 | 11.0 | 20.2 | 7,160 | 6,610 | 120 |

QUALITY

Every Sailun SW01 tire is tested for uniformity at the factory to ensure maximum ride comfort and quality performance.

WARRANTY

All Sailun products are covered by an industry leading new 8 year warranty.

RETREADABILITY


Three Recap Casing Warranty with a Casing Retread Allowance.

*See Sailun Medium Radial Truck Tire Limited Warranty for complete details.


COMPETITIVE PRODUCTS

Aeolus ADW81


Extensive sipes in tread pattern for exceptional mud, snow and ice traction.



Aggressive tread blocks for outstanding snow and mud handling.



Tread pattern promotes self-cleaning and resists stone drilling.



SAILUN



S740

REGIONAL METRO ALL-WEATHER DRIVE

The Sailun S740 premium regional drive is one of the first light commercial truck tires to receive the 3 Peak Mountain Snowflake (3PMSF) certification. The S740's combination of aggressive tread block design and extensive siping make this tire ideal for wet, mud, snow and ice conditions. The 3PMSF symbol lets you know that this is a superior performing all weather tire that has met the requirements for severe snow service.

FEATURES & BENEFITS:

- Extensive sipes in tread pattern for exceptional ice and snow traction.
- Aggressive tread blocks for outstanding snow and mud handling.
- Open tread pattern cleans out well in snow and mud conditions.
- 3 Peak Mountain Snowflake denotes a true winter tire.

APPLICATIONS:

- **REGIONAL TRUCKS**
- **PICK-UP AND DELIVERY TRUCKS**
- **TOW TRUCKS**
- **COLD WEATHER CONDITIONS**



| Code | Size | LI / SR | PR | T.D. | RIM | O.D. | S.W. | S.L.R. | LCCx1 | LCCx2 | A.P. |
|---------|-------------|-----------|----|------|------|------|------|--------|-------|-------|------|
| 5541271 | 225/70R19.5 | 128/126 M | 14 | 21 | 6.75 | 32.2 | 8.9 | 15.4 | 3,970 | 3,750 | 110 |
| 5541270 | 245/70R19.5 | 135/133 L | 16 | 21 | 7.50 | 33.3 | 9.8 | 15.4 | 4,805 | 4,540 | 125 |

QUALITY

The Sailun S740 premium regional drive tire is one of the first light commercial truck tires to receive the 3 Peak Mountain Snowflake (3PMSF) certification.

WARRANTY

All Sailun products are covered by an industry leading new 8 year warranty.

RETREADABILITY

Three Recap Casing Warranty with a Casing Retread Allowance.

*See Sailun Medium Radial Truck Tire Limited Warranty for complete details.


COMPETITIVE PRODUCTS

Bridgestone M729F,
Bridgestone M724F,
Goodyear G622 RSD

Extensive sipes in tread pattern for exceptional ice and snow traction



Aggressive tread blocks for outstanding snow and mud handling



Open tread pattern cleans out well in snow and mud conditions



SAILUN



S737SP

REGIONAL METRO DRIVE

The S737SP is a regional pickup and delivery drive tire, enhanced to extend tire life and improve retreadability with sidewall protection ribs that withstand curb abrasion and sidewall cuts common in the Last Mile Delivery segment. Certified with the three-peak mountain snowflake (3PMSF) symbol, the S737SP meets the industry's severe snow service requirements ensuring year-round traction in all weather conditions.

FEATURES & BENEFITS:

- Integrated tie bars reduce irregular wear and promote increased stability.
- Angled lug and siping design improves overall traction and wet grip.
- 3 Peak Mountain Snowflake denotes a true winter tire.
- Sidewall protector ribs offer curb abrasion resistance

APPLICATIONS:

- **PICKUP AND DELIVERY TRUCKS**
- **REGIONAL TRUCKS**
- **RV'S**
- **TOW TRUCKS**



| Code | Size | LI / SR | PR | T.D. | RIM | O.D. | S.W. | S.L.R. | LCCx1 | LCCx2 | A.P. |
|---------|-------------|-----------|----|------|------|------|------|--------|-------|-------|------|
| 5548287 | 215/75R17.5 | 135/133 L | 16 | 19 | 6.00 | 30.5 | 8.1 | 14.1 | 4,805 | 4,540 | 120 |
| 5548288 | 225/70R19.5 | 128/126 N | 14 | 20 | 6.75 | 32.2 | 8.6 | 15.0 | 3,970 | 3,750 | 110 |
| 5548289 | 245/70R19.5 | 136/134 M | 16 | 21 | 7.50 | 33.4 | 9.6 | 15.5 | 4,940 | 4,675 | 120 |

QUALITY

Every Sailun S737SP tire is tested for uniformity at the factory to ensure maximum ride comfort and quality performance.

WARRANTY

All Sailun products are covered by an industry leading new 8 year warranty.

RETREADABILITY

Three Recap Casing Warranty with a Casing Retread Allowance.

*See Sailun Medium Radial Truck Tire Limited Warranty for complete details.

COMPETITIVE PRODUCTS

Bridgestone M729F,
Sumitomo ST918

Sidewall protector ribs offer curb abrasion resistance.



Angled lug and siping design improves overall traction and wet grip.



Integrated tie bars reduce irregular wear and promote increased stability.



SAILUN



S759

PREMIUM REGIONAL DRIVE

The Sailun S759 is a premium regional drive tire designed for superior on and off road performance. The open shoulder siped block design in conjunction with the zigzag lugs provide all the traction required for any weather or road condition. The S759 will provide outstanding handling and stability in the most demanding winter driving conditions.

FEATURES & BENEFITS:

- Shoulder block sipes for enhanced ice and snow traction.
- Aggressive tread blocks for outstanding snow and mud handling.
- Open tread pattern cleans out well in snow and mud conditions.
- 3 Peak Mountain Snowflake denotes a true winter tire.

APPLICATIONS:

- **REGIONAL TRUCKS**
- **PICK-UP AND DELIVERY TRUCKS**
- **TOW TRUCKS**
- **COLD WEATHER CONDITIONS**



| Code | Size | LI / SR | PR | T.D. | RIM | O.D. | S.W. | S.L.R. | LCCx1 | LCCx2 | A.P. |
|---------|-------------|-----------|----|------|------|------|------|--------|-------|-------|------|
| 5547941 | 225/70R19.5 | 128/126 M | 14 | 20 | 6.75 | 31.9 | 8.9 | 14.9 | 3,970 | 3,750 | 110 |
| 5547942 | 245/70R19.5 | 135/133 M | 16 | 20 | 7.50 | 33.0 | 9.8 | 15.4 | 4,805 | 4,540 | 120 |

QUALITY

Factory testing for uniformity ensures maximum ride comfort and quality performance.

WARRANTY

All Sailun products are covered by an industry leading new 8 year warranty.

RETREADABILITY


Three Recap Casing Warranty with a Casing Retread Allowance.

*See Sailun Medium Radial Truck Tire Limited Warranty for complete details.


COMPETITIVE PRODUCTS

Continental HDR+ (18/32"),
Bridgestone M704 (20/32"),
Goodyear G622 (19/32")

Open tread pattern cleans out well in snow and mud conditions.



Aggressive tread blocks for outstanding snow and mud handling.



Shoulder block sipes for enhanced ice and snow traction.





S811

MIXED SERVICE ALL-POSITION

The Sailun S811 is an all-position rib suitable for both on and off-road applications. The S811 was engineered with extended tread life in mind, and designed to deliver class-leading cut and chip resistance.

FEATURES & BENEFITS:

- Four rib design with zigzag patterns for stone protection.
- Deep arrowhead shoulder grooves for maximum traction in rough terrain situations.
- Extra-deep tread design and unique compound for extended tread life.

APPLICATIONS:

- **REGIONAL TRUCKS**
- **DUMP TRUCKS**
- **READY MIX TRUCKS**
- **REFUSE TRUCKS**
- **LOGGING TRUCKS**



| Code | Size | LI / SR | PR | T.D. | RIM | O.D. | S.W. | S.L.R. | LCCx1 | LCCx2 | A.P. |
|---------|------------|-----------|----|------|------|------|------|--------|-------|-------|------|
| 8245543 | 9.00R20 ^ | 144/142 K | 16 | 19 | 7.00 | 36.5 | 10.0 | 18.8 | 6,175 | 5,840 | 130 |
| 8200006 | 10.00R20 ^ | 149/146 K | 18 | 21 | 7.50 | 41.5 | 11.0 | 19.1 | 7,160 | 6,610 | 135 |
| 1000645 | 11.00R20 ^ | 152/149 K | 18 | 21 | 8.00 | 42.7 | 11.5 | 19.7 | 7,830 | 7,160 | 135 |
| 5543035 | 11R22.5 | 148/145 M | 16 | 20 | 8.25 | 41.5 | 11.0 | 19.3 | 6,940 | 6,395 | 120 |
| 5543037 | 11R24.5 | 149/146 L | 16 | 21 | 8.25 | 43.5 | 11.0 | 20.3 | 7,160 | 6,610 | 120 |

^ Denotes Tube Type

QUALITY

Sailun S811 offers a specially formulated tread compound and deeper tread depth for improved tread life ideally suited for off-road and construction applications.

WARRANTY

All Sailun products are covered by an industry leading new 8 year warranty.

RETREADABILITY

Three Recap Casing Warranty with a Casing Retread Allowance.

*See Sailun Medium Radial Truck Tire Limited Warranty for complete details.

COMPETITIVE PRODUCTS

Bridgestone M853

Four rib design with zigzag patterns for stone protection.



Deep arrowhead shoulder grooves for maximum traction in rough terrain situations.



Extra-deep tread design and unique compound for extended tread life.





S815

MIXED SERVICE ALL-POSITION

The S815 is a mixed service tread featuring a chip-resistant compound ideally suited for off-road and construction applications. A zigzag tread pattern design reduces stone retention, while maximizing traction under all applications. Sidewall protectors are engineered to provide an enhanced level of protection to the casing.

FEATURES & BENEFITS:

- Large deep shoulder grooves for improved traction and heat dissipation.
- Interlocking ribs promote improved stability and smoother wear.
- Wide footprint and unique shoulder design for improved stability.
- Specially formulated compound and deep tread depth for improved tread life.
- Stone ejectors protect tire from stone drilling.

APPLICATIONS:

- **DUMP TRUCKS**
- **MIX CONCRETE TRUCKS**
- **REGIONAL TRUCKS**
- **REGIONAL TRAILERS**
- **MULTI-AXLE TRAILERS**
- **SPREAD-AXLE TRAILERS**
- **DUMP TRAILERS**



| Code | Size | LI / SR | PR | T.D. | RIM | O.D. | S.W. | S.L.R. | LCCx1 | LCCx2 | A.P. |
|---------|---------|-----------|----|------|------|------|------|--------|-------|-------|------|
| 8200222 | 12R22.5 | 152/148 L | 16 | 21 | 9.00 | 42.9 | 11.8 | 19.9 | 7,830 | 6,940 | 123 |

QUALITY

Sailun S815 offers a specially formulated tread compound and deeper tread depth for improved tread life ideally suited for off-road and construction applications.

WARRANTY

All Sailun products are covered by an industry leading new 8 year warranty.

RETREADABILITY

Three Recap Casing Warranty with a Casing Retread Allowance.

*See Sailun Medium Radial Truck Tire Limited Warranty for complete details.

COMPETITIVE PRODUCTS

Bridgestone M853

Large, deep shoulder grooves for improved traction and heat dissipation.



Interlocking lugs promote improved stability and smoother wear.



Specially formulated compound and deep tread depth for improved tread life.





S817

MIXED SERVICE ALL-POSITION

The S817 is a mixed service all-position design featuring a chip and cut resistant compound ideally suited for off-road and construction applications. The tread void opening and groove angles reduce stone retention, while maximizing stability. The tread to void ratio optimizes both traction and mileage these applications require.

FEATURES & BENEFITS:

- Solid shoulder for scrub resistance.
- Interlocking ribs promote smooth wear and extend mileage.
- Wide footprint and unique shoulder design for improved stability.
- Optimized tread void angle to reduce stone retention.
- Specially formulated compound for cut/chip resistance.

APPLICATIONS:

- **DUMP TRUCKS**
- **MIX CONCRETE TRUCKS**
- **REGIONAL TRUCKS**
- **REGIONAL TRAILERS**
- **MULTI-AXLE TRAILERS**
- **SPREAD-AXLE TRAILERS**
- **DUMP TRAILERS**



| Code | Size | LI / SR | PR | T.D. | RIM | O.D. | S.W. | S.L.R. | LCCx1 | LCCx2 | A.P. |
|---------|-------------|-----------|----|------|------|------|------|--------|--------|-------|------|
| 5548254 | 11R22.5 | 146/143 L | 16 | 21 | 8.25 | 41.7 | 11.0 | 19.3 | 6,610 | 6,005 | 120 |
| 5548255 | 11R24.5 | 149/146 L | 16 | 21 | 8.25 | 43.7 | 11.0 | 20.3 | 7,160 | 6,610 | 120 |
| 5548256 | 255/70R22.5 | 140/137 L | 16 | 20 | 7.50 | 36.6 | 10.0 | 17.1 | 5,510 | 5,070 | 120 |
| 5548257 | 275/70R22.5 | 148/145 K | 18 | 21 | 8.25 | 37.7 | 10.8 | 17.6 | 6,940 | 6,395 | 130 |
| 5548258 | 315/80R22.5 | 161/157 G | 20 | 20 | 9.00 | 42.4 | 12.3 | 19.7 | 10,200 | 9,090 | 130 |

QUALITY

Every Sailun S817 tire is tested for uniformity at the factory to ensure maximum ride comfort and quality performance.

WARRANTY

All Sailun products are covered by an industry leading new 8 year warranty.

RETREADABILITY


Three Recap Casing Warranty with a Casing Retread Allowance.

*See Sailun Medium Radial Truck Tire Limited Warranty for complete details.

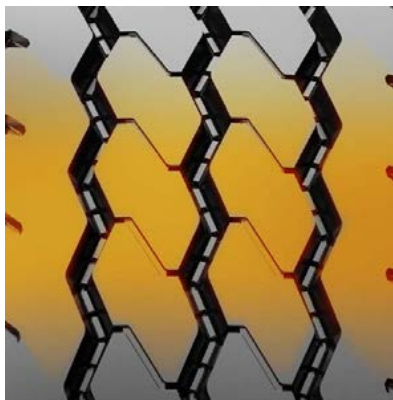
COMPETITIVE PRODUCTS

Bridgestone M853,
Continental HSR3

Stone Ejectors to prevent stone retention and casing damage.



Tread design optimized for both traction and long life.



Wide shoulder construction to resist scrub wear.





S826

MIXED SERVICE ALL-POSITION

The Sailun S826 wide base tire delivers exceptional performance in mixed service applications. The S826 is engineered with a 4-belt package to deliver superior resistance to shocks and penetrations. Its aggressive tread design provides excellent traction off-road and on. The S826 features wide circumferential grooves which deliver enhanced wet traction. The tread grooves are engineered with "stone ejectors" to prevent stone drilling for a long casing life and improved retreadability. The S826 is designed to handle severe service applications such as heavy construction, dump trucks, ready-mix trucks and regional trucks.

FEATURES & BENEFITS:

- Interlocking lugs promote improved stability and smoother wear.
- Stone ejectors protect tire against stone drilling
- Wide footprint and unique shoulder design for improved stability.
- Specially formulated compound for improved tread life.

APPLICATIONS:

- **DUMP TRUCKS**
- **REFUSE TRUCKS**
- **READY MIX TRUCKS**
- **REGIONAL TRUCKS**



| Code | Size | LI / SR | PR | T.D. | RIM | O.D. | S.W. | S.L.R. | LCCx1 | LCCx2 | A.P. |
|---------|-------------|---------|----|------|-------|------|------|--------|--------|-------|------|
| 4121165 | 385/65R22.5 | 160 K | 20 | 22 | 11.75 | 42.2 | 15.1 | 19.8 | 9,920 | N/A | 130 |
| 5542973 | 425/65R22.5 | 165 K | 20 | 22 | 12.25 | 44.3 | 16.6 | 20.3 | 11,400 | N/A | 120 |

Interlocking lugs promote improved stability and smoother wear.



Stone ejectors protect tire against stone drilling.



Specially formulated compound for improved tread life.





S825

MIXED SERVICE ALL-POSITION

The S825 is an all-position mixed service tire, engineered with a rubber compound that resists high-scrub and off-road applications. Stone ejector buttons reduce tire damage, and angled tread blocks are designed to deliver excellent wet traction.

FEATURES & BENEFITS:

- Wide footprint and unique shoulder design for improved stability.
- Interlocking lugs promote improved stability and smoother wear.
- Specially formulated compound for improved tread life.
- Stone ejectors protect tire against stone drilling.

APPLICATIONS:

- **DUMP TRUCKS**
- **REFUSE TRUCKS**
- **MIX CONCRETE TRUCKS**
- **REGIONAL TRUCKS**



| Code | Size | LI / SR | PR | T.D. | RIM | O.D. | S.W. | S.L.R. | LCCx1 | LCCx2 | A.P. |
|---------|-------------|---------|----|------|-------|------|------|--------|--------|-------|------|
| 1001333 | 445/65R22.5 | 168 K | 20 | 21 | 13.00 | 45.3 | 17.5 | 20.7 | 12,300 | N/A | 120 |

QUALITY

The Sailun guarantee; a consistently uniform wide base tire with extra strong casing designed for durability.

WARRANTY

All Sailun products are covered by an industry leading new 8 year warranty.

RETREADABILITY

Three Recap Casing Warranty with a Casing Retread Allowance.

*See Sailun Medium Radial Truck Tire Limited Warranty for complete details.

COMPETITIVE PRODUCTS

Goodyear G296 MSA, Bridgestone M854/M844

Interlocking lugs promote improved stability and smoother wear.



Stone ejectors protect tire against stone drilling.



Specially formulated compound for improved tread life.





S758

ON/OFF-ROAD TRACTION

The S758 is designed for severe off-road traction applications. With an extra-deep 31/32" tread depth and a rubber compound engineered to resist the most demanding environments, the S758 is ideal for construction, logging, and off-road environments. Stone ejectors resist the damages caused by stone retention, and an open shoulder with tapered sidewalls aid in lateral stability.

FEATURES & BENEFITS:

- Open grooves to maximize self-cleaning.
- Stone ejectors protect tire against stone drilling.
- Extra deep tread (31/32") tread depth.
- M&S lug pattern designed specifically for on and off road applications.

APPLICATIONS:

- **DUMP TRUCKS**
- **LOGGING TRUCKS**
- **MIX CONCRETE TRUCKS**



| Code | Size | LI / SR | PR | T.D. | RIM | O.D. | S.W. | S.L.R. | LCCx1 | LCCx2 | A.P. |
|---------|---------|-----------|----|------|------|------|------|--------|-------|-------|------|
| 5543059 | 11R22.5 | 146/143 K | 16 | 31 | 8.25 | 42.2 | 10.9 | 19.6 | 6,610 | 6,005 | 120 |
| 5543060 | 11R24.5 | 149/146 K | 16 | 31 | 8.25 | 43.9 | 10.9 | 20.6 | 7,160 | 6,610 | 120 |

QUALITY

Every Sailun S758 tire is tested for uniformity at the factory to ensure maximum ride comfort and quality performance.

WARRANTY

All Sailun products are covered by an industry leading new 8 year warranty.

RETREADABILITY


Three Recap Casing Warranty with a Casing Retread Allowance.

*See Sailun Medium Radial Truck Tire Limited Warranty for complete details.

COMPETITIVE PRODUCTS

Bridgestone M775

Stone ejectors protect tire against stone drilling.



Open grooves to maximize self-cleaning; extra-deep tread (31/32") tread depth.



M&S lug pattern designed specifically for on and off-road applications.





S917

ON/OFF-ROAD TRACTION

The Sailun S917 drive tire has been engineered to perform in demanding off-road conditions such as mining, construction and logging applications. The S917 features an aggressive multi-lug tread design for exceptional off-road traction and an enhanced rubber compound to resist cuts and chunking. Open shoulder ribs deliver superior stability and resistance to uneven wear. The S917's deep 31/32" tread depth provides long tread life and an exceptional cost per mile.

FEATURES & BENEFITS:

- Aggressive multi-lug design.
- Deep tread depth for excellent tread life.
- Open shoulder design for excellent traction.

APPLICATIONS:

- **LOGGING TRUCKS**
- **READY MIX TRUCKS**
- **REFUSE TRUCKS**
- **DUMP TRUCKS**



| Code | Size | LI / SR | PR | T.D. | RIM | O.D. | S.W. | S.L.R. | LCCx1 | LCCx2 | A.P. |
|----------|-----------|-----------|----|------|------|------|------|--------|-------|-------|------|
| 8256851 | 11R22.5 | 148/145 G | 16 | 31 | 8.25 | 42.1 | 10.9 | 19.6 | 6,940 | 6,390 | 123 |
| 1001252 | 11R24.5 | 149/146 G | 16 | 31 | 8.25 | 43.9 | 11.0 | 20.6 | 7,160 | 6,610 | 120 |
| 1001337 | 12R22.5 | 152/149 G | 18 | 31 | 9.00 | 43.5 | 12.1 | 20.2 | 7,830 | 7,160 | 135 |
| 8246837* | 12.00R24* | 160/157 F | 20 | 32 | 8.50 | 48.7 | 12.4 | 22.8 | 9,920 | 9,090 | 120 |

^ Denotes Tube Type

QUALITY

Every Sailun S917 tire is tested for uniformity at the factory to ensure maximum ride comfort and quality performance.

WARRANTY

All Sailun products are covered by an industry leading new 8 year warranty

RETREADABILITY

Three Recap Casing Warranty with a Casing Retread Allowance.

*See Sailun Medium Radial Truck Tire Limited Warranty for complete details.


COMPETITIVE PRODUCTS

Bridgestone L320,
Sumitomo ST900

Aggressive multi-lug design



Deep tread depth for excellent tread life



Open shoulder design for excellent traction





SDM80

MIXED SERVICE ALL-POSITION

The Sailun SDM80 tire is engineered for high scrub mixed service applications. The stabilized shoulder and tread block design provide resistance to scrub wear in operations with copious twisting and turning. The stone protectors at the base of the tread void aid in reducing stone damage. The SDM80 is designed to handle severe service applications such as heavy construction, dump trucks, ready-mix trucks and waste trucks.

FEATURES & BENEFITS:

- Designed for highway and mixed road surfaces.
- Stabilized tread design to minimize scrub wear.
- Open shoulder for traction in all conditions.
- Stone protectors for extended casing life and retreadability.

APPLICATIONS:

- **DUMP TRUCKS**
- **REFUSE TRUCKS**
- **READY MIX TRUCKS**
- **REGIONAL TRUCKS**



| Code | Size | LI / SR | PR | T.D. | RIM | O.D. | S.W. | S.L.R. | LCCx1 | LCCx2 | A.P. |
|---------|-------------|----------|----|------|------|------|------|--------|-------|-------|------|
| 6690001 | 11R22.5 | 146/143L | 16 | 26 | 8.25 | 41.5 | 11.0 | 19.3 | 6,610 | 6,005 | 120 |
| 6690000 | 315/80R22.5 | 156/153K | 20 | 26 | 9.00 | 42.5 | 12.3 | 19.9 | 8,820 | 8,045 | 125 |

QUALITY

Every SDM80 is tested at the factory to ensure maximum ride comfort and quality performance.

WARRANTY

All Sailun products are covered by an industry leading 8-year warranty.

RETREADABILITY

Three Recap Casing Warranty with a Casing Retread Allowance.

*See Sailun Medium Radial Truck Tire Limited Warranty for complete details.

COMPETITIVE PRODUCTS

Bridgestone M870
Sumitomo ST900

Stone Protectors to extend casing life



Open Shoulder for excellent traction



Wide tread foot print and solid lugs for scrub resistance



| TIRE SIZE | kPA | | 380 | 415 | 450 | 480 | 520 | 550 |
|-------------|--------|----|------|------|-------------|-------------|------|-------------|
| | psi | | 55 | 60 | 65 | 70 | 75 | 80 |
| 215/75R17.5 | DUAL | KG | | | | 1500 | 1550 | 1600(E) 124 |
| | | LB | | | | 3305 | 3415 | 3525(E) 124 |
| | SINGLE | KG | | | | 1600 | 1650 | 1700(E) 126 |
| | | LB | | | | 3525 | 3640 | 3750(E) 126 |
| 235/75R17.5 | DUAL | KG | | | | 1900 | 1950 | 2000(E) 132 |
| | | LB | | | | 4190 | 4300 | 4410(E) 132 |
| | SINGLE | KG | | | | 2000 | 2060 | 2120(E) 134 |
| | | LB | | | | 4410 | 4510 | 4675(E) 134 |
| 245/70R17.5 | DUAL | KG | | | | 1900 | 1950 | 2000(E) 132 |
| | | LB | | | | 4190 | 4300 | 4410(E) 132 |
| | SINGLE | KG | | | | 2000 | 2060 | 2120(E) 134 |
| | | LB | | | | 4410 | 4510 | 4675(E) 134 |
| 225/70R19.5 | DUAL | KG | | | 1180(D) 114 | 1230 | 1300 | 1360(E) 119 |
| | | LB | | | 2600(D) 114 | 2720 | 2860 | 3000(E) 119 |
| | SINGLE | KG | | | 1250(D) 116 | 1310 | 1380 | 1450(E) 121 |
| | | LB | | | 2755(D) 116 | 2895 | 3040 | 3195(E) 121 |
| 245/70R19.5 | DUAL | KG | | | | 1320 | 1390 | 1460 |
| | | LB | | | | 2910 | 3070 | 3220 |
| | SINGLE | KG | | | | 1400 | 1480 | 1550 |
| | | LB | | | | 3085 | 3265 | 3425 |
| 265/70R19.5 | DUAL | KG | | | | 1450 | 1560 | 1640 |
| | | LB | | | | 3195 | 3430 | 3600 |
| | SINGLE | KG | | | | 1550 | 1660 | 1740 |
| | | LB | | | | 3415 | 3650 | 3830 |
| 9.00R20 | DUAL | KG | | | | 1750(D) 127 | 1830 | 1910 |
| | | LB | | | | 3860(D) 127 | 4045 | 4230 |
| | SINGLE | KG | | | | 1850(D) 129 | 1940 | 2030 |
| | | LB | | | | 4080(D) 129 | 4280 | 4480 |
| 10.00R20 | DUAL | KG | | | | 1990 | 2080 | 2160 |
| | | LB | | | | 4380 | 4580 | 4760 |
| | SINGLE | KG | | | | 2050 | 2160 | 2260 |
| | | LB | | | | 4530 | 4770 | 4990 |
| 11.00R20 | DUAL | KG | | | | 2170 | 2260 | 2350 |
| | | LB | | | | 4780 | 4990 | 5190 |
| | SINGLE | KG | | | | 2240 | 2360 | 2470 |
| | | LB | | | | 4940 | 5200 | 5450 |
| 9R22.5 | DUAL | KG | | | | 1480 | 1550 | 1610 |
| | | LB | | | | 3270 | 3410 | 3550 |
| | SINGLE | KG | | | | 1530 | 1610 | 1690 |
| | | LB | | | | 3370 | 3560 | 3730 |
| 10R22.5 | DUAL | KG | | | | 1750 | 1830 | 1910 |
| | | LB | | | | 3860 | 4045 | 4230 |
| | SINGLE | KG | | | | 1850 | 1940 | 2030 |
| | | LB | | | | 4080 | 4280 | 4480 |
| 11R22.5 | DUAL | KG | | | | 1990 | 2080 | 2160 |
| | | LB | | | | 4380 | 4580 | 4760 |
| | SINGLE | KG | | | | 2050 | 2160 | 2260 |
| | | LB | | | | 4530 | 4770 | 4990 |
| 12R22.5 | DUAL | KG | | | | 2170 | 2260 | 2350 |
| | | LB | | | | 4780 | 4990 | 5190 |
| | SINGLE | KG | | | | 2240 | 2360 | 2470 |
| | | LB | | | | 4940 | 5200 | 5450 |
| 315/80R22.5 | DUAL | KG | | | | | 2420 | 2575 |
| | | LB | | | | | 5345 | 5675 |
| | SINGLE | KG | | | | | 2660 | 2800 |
| | | LB | | | | | 5875 | 6175 |
| 305/70R22.5 | DUAL | KG | | | | | 2230 | 2360 |
| | | LB | | | | | 4925 | 5205 |
| | SINGLE | KG | | | | | 2450 | 2575 |
| | | LB | | | | | 5410 | 5675 |
| 295/80R22.5 | DUAL | KG | | | | 2100 | 2200 | 2300 |
| | | LB | | | | 4630 | 4860 | 5070 |
| | SINGLE | KG | | | | 2310 | 2420 | 2500 |
| | | LB | | | | 5090 | 5340 | 5510 |
| 295/75R22.5 | DUAL | KG | | | | 1860 | 1950 | 2060 |
| | | LB | | | | 4095 | 4300 | 4540 |
| | SINGLE | KG | | | | 2040 | 2140 | 2240 |
| | | LB | | | | 4500 | 4725 | 4940 |
| 275/70R22.5 | DUAL | KG | | | | | | 2180 |
| | | LB | | | | | | 4805 |
| | SINGLE | KG | | | | | | 2360 |
| | | LB | | | | | | 5205 |
| 255/70R22.5 | DUAL | KG | | | 1550 | 1630 | 1710 | 1800 |
| | | LB | | | 3415 | 3585 | 3765 | 3970 |
| | SINGLE | KG | | | 1650 | 1730 | 1820 | 1900 |
| | | LB | | | 3640 | 3815 | 4005 | 4190 |
| 385/65R22.5 | DUAL | KG | | | | | | |
| | | LB | | | | | | |
| | SINGLE | KG | | | 2750 | 2880 | 3060 | 3150 |
| | | LB | | | 6060 | 6380 | 6720 | 6940 |
| 425/65R22.5 | DUAL | KG | | | | | | |
| | | LB | | | | | | |
| | SINGLE | KG | | | 3270 | 3430 | 3640 | 3750 |
| | | LB | | | 7210 | 7590 | 7990 | 8270 |
| 445/65R22.5 | DUAL | KG | | | | | | |
| | | LB | | | | | | |
| | SINGLE | KG | | | 3540 | 3720 | 3950 | 4125 |
| | | LB | | | 7800 | 8230 | 8660 | 9090 |
| 445/50R22.5 | DUAL | KG | | | | | | |
| | | LB | | | | | | |
| | SINGLE | KG | | | 2800 | 2980 | 3150 | 3320 |
| | | LB | | | 6175 | 6570 | 6940 | 7310 |
| 12.00R24 | DUAL | KG | | | | | | |
| | | LB | | | | | | |
| | SINGLE | KG | | | | | | |
| | | LB | | | | | | |
| 11R24.5 | DUAL | KG | | | | | | |
| | | LB | | | | | | |
| | SINGLE | KG | | | | | | |
| | | LB | | | | | | |
| 285/75R24.5 | DUAL | KG | | | | | | |
| | | LB | | | | | | |
| | SINGLE | KG | | | | | | |
| | | LB | | | | | | |
| ST235/80R16 | DUAL | KG | 1090 | 1130 | 1180(D) 114 | 1250 | 1290 | 1360(E) 119 |
| | | LB | 2400 | 2510 | 2600(D) 114 | 2760 | 2870 | 3000(E) 119 |
| | SINGLE | KG | 1235 | 1290 | 1360(D) 119 | 1420 | 1475 | 1550(E) 123 |
| | | LB | 2730 | 2870 | 3000(D) 119 | 3140 | 3260 | 3420(E) 123 |
| ST235/85R16 | DUAL | KG | 1165 | 1220 | 1280(D) 117 | 1340 | 1385 | 1450(E) 121 |
| | | LB | 2560 | 2690 | 2830(D) 117 | 2950 | 3060 | 3200(E) 121 |
| | SINGLE | KG | 1320 | 1385 | 1450(D) 121 | 1525 | 1580 | 1650(E) 125 |
| | | LB | 2910 | 3060 | 3200(D) 121 | 3360 | 3480 | 3640(E) 125 |
| ST225/75R15 | DUAL | KG | | | | | | |
| | | LB | | | | | | |
| | SINGLE | KG | 1030 | 1060 | 1150(D) 113 | 1190 | 1235 | 1235(E) 117 |
| | | LB | 2270 | 2335 | 2535(D) 113 | 2620 | 2720 | 2830(E) 117 |

SAILUN

MEDIUM RADIAL TRUCK LIMITED WARRANTY

Applies to tires purchased on or after March 1, 2022

ELIGIBILITY

This limited warranty provides two separate coverage benefits: (1) a limited warranty with respect to defects in material, workmanship or design; and (2) a limited radial casing retread warranty. The limited warranty with respect to defects in material, workmanship or design has a full replacement period (minus taxes and some associated costs) and a prorated period. You are eligible for the Sailun Medium Radial Truck Tire ("Tire") limited warranty benefits if you purchased the Tire on or after March 1, 2020. And, in addition, you are the original owner of this Tire, it bears the prescribed Department of Transportation (DOT) identification number, it has been continuously installed on the vehicle on which it was originally installed, and no warranty exclusion or exception applies.

LIMITED WARRANTY AGAINST DEFECTS-NON-PRORATED

Sailun Tire Americas (STA) shall replace an eligible Sailun Medium Radial Truck Tire covered by this limited warranty that becomes unserviceable due to a defect in design, workmanship, or material **during** the first 50% of the original usable tread life (defined as the original tread depth minus 2/32") with a comparable new Sailun tire without charge for the Tire. If a new comparable Sailun Medium Radial Truck Tire is not available, STA shall replace it with a comparable tire marketed by TBC Corporation, a distributor of Sailun tires, without charge for the Tire. Fees and/or taxes associated with the mounting and balancing of the replacement tire may apply. Please see the service provider for cost details.

LIMITED WARRANTY AGAINST DEFECTS-PRORATED

STA shall replace an eligible Sailun Medium Radial Truck Tire covered by this limited warranty that becomes unserviceable due to a defect in design, workmanship, or material **after** the first 50% of the original tread life on a prorated basis. The amount of the allowance is determined based on the percentage of the original "Useable Tread" remaining when the tire is presented for adjustment. The percentage allowance is applied to the purchase price of a comparable new Sailun Medium Radial Truck Tire or other comparable tire brand marketed by TBC Corporation. You are responsible for paying for the price of the warranty replacement tire after the appropriate warranty allowance is deducted plus the charges for mounting and balancing the replacement tire as well as any applicable fees and/or taxes. The benefits of this limited warranty for defects in design, material and workmanship terminate once the Useable Tread of a Sailun Medium Radial Truck Tire has been exhausted or eight (8) years from date of manufacture indicated on the tire, whichever is earlier.

COMPUTING REMAINING USEFUL TREAD

The remaining "Useful Tread" of your Sailun Medium Radial Truck Tire is computed as a percentage of the original tire's usable tread depth. These depths vary by tire size. The original usable tread does not include the last 2/32nd inch (1.6 millimeters) of tread depth because tires become unsafe for use and must be replaced to avoid accident or injury when the tread depth remaining is 2/32" or less. Because tires do not always wear evenly, tread depth may vary depending where on the tire's tread depth is measured. The lowest depth on the tire is used to determine the remaining tread life for purposes of warranty replacement.

LIMITED RADIAL CASING RETREAD WARRANTY

The Limited Radial Casing Retread Warranty terminates after an eligible Tire has been retreaded three (3) times or eight (8) years after the manufacture date on the Tire, whichever occurs first. TBC Corporation will apply a radial casing warranty allowance to the purchase price of a new Sailun Medium Radial Truck Tire or a comparable new tire if your Sailun Medium Radial Truck Tire cannot be retreaded due defects in design, workmanship

or materials prior to termination of this Limited Radial Casing Retread Warranty. The number of times the Tire has been retreaded must be clearly identified on the casing sidewall. The limited retread warranty coverage of the radial casing of your new Sailun Medium Radial Truck Tire may continue beyond the end of the tire's original useful tread life. **Exclusion:** Sailun Medium Radial Truck used in off-highway service (such as mining & logging) **are excluded** and the tires are not covered under this Limited Radial Casing Retread Warranty. TBC Corporation will provide the following predetermined radial casing allowances for the first retread if this limited warranty applies:

| TIRE SIZE | CASING ALLOWANCE |
|-----------------------------|------------------|
| 235/85R16, 215, 235/75R17.5 | \$15.00 |
| 225, 245, 265/70R19.5 | \$30.00 |
| 255, 275/70R22.5 | \$65.00 |
| 10R22.5 | \$45.00 |
| 11R22.5, 295/75R22.5 | \$65.00 |
| 12R22.5 | \$70.00 |
| 11R24.5 | \$70.00 |
| 285/75R24.5 | \$75.00 |
| 315/80R22.5 | \$70.00 |
| 385/65R22.5 | \$75.00 |
| 425, 445/65R22.5 | \$80.00 |
| 445/50R22.5* | \$80.00 |

Casing value is reduced by 50% of the above values after the second retread.

*445/50R22.5 casing warranty up to the point of buff for second retread.

DEFINITION OF A COMPARABLE TIRE

For the purposes of your limited warranty against defects in design, workmanship, and materials and the limited radial casing warranty, a "comparable" tire will be supplied if a matching new Sailun Medium Radial Truck Tire is out of production or is unavailable when the Tire is presented for warranty replacement. In which case, the warranty replacement tire may be substituted and will be a tire of equal price, quality and construction. A comparable tire may also have a different sidewall or tread configuration. If the purchaser requests a higher-priced replacement tire instead, the purchaser must pay the price difference for the "upgrade" after the appropriate prorated allowance has been deducted.

WARRANTY EXCLUSIONS AND LIMITATIONS (NON-ELIGIBLE)

The exclusions and limitations on the applicability of this limited warranty with respect to defects in material, workmanship or design set forth in this section and other sections should be read carefully because they may determine whether you are entitled to a warranty replacement or a warranty replacement allowance. The limited warranty with respect to defects in material, workmanship or design provided for the Sailun Medium Radial Truck tire you purchased does not apply if the tire failed because of any one of the following:

- tires installed on a vehicle registered or normally used outside the United States
- the tire was transferred to another vehicle after it was originally installed
- the tire is branded as "Blemish" or "NA" or the molded DOT number has been removed or disfigured

- the tire was repaired only with a self-vulcanizing plug, improper section repairs or in a manner that does not comply with U.S. Tire Manufacturers Association standards
- tire failures caused by road hazard, potholes, or collision damage
- vandalism, theft, off-road use, long-term improper storage or other abuse
- improper mounting procedures or applications
- over and under inflation, overloading, or failure to maintain proper tire pressure
- addition of liquids, solids or gases (other than air, nitrogen, carbon dioxide) such as sealers or balancing materials
- ozone or weather cracks or checking occurring four (4) years after the date of purchase or, if that proof is not available, four (4) years after the DOT serial date
- mechanical failures of the vehicle on which the tires was originally installed, improper alignment, or brake and shock failure of said vehicle
- the rim on which the tire is mounted is defective or fails
- tires with "irregular tread wear" (which is defined as a tread groove depth differences of 2/32nds of an inch or more on the same tire)
- tires submitted for ride disturbance complaints after 2/32" of tread wear or 12 months from date of purchase, whichever occurs first

NOTE: THIS WARRANTY GIVES YOU SPECIFIC RIGHTS, WHICH VARY FROM STATE TO STATE. SOME STATES DO NOT ALLOW THE EXCLUSION OR LIMITATION OF INCIDENTAL OR CONSEQUENTIAL DAMAGE OR HOW LONG AN IMPLIED WARRANTY MAY LAST, SO CERTAIN LIMITATIONS OR EXCLUSIONS HEREIN MAY NOT APPLY TO YOU. HOWEVER, TO THE EXTENT PERMITTED BY THE LAWS OF YOUR STATE, SAILUN AND TBC CORPORATION DISCLAIM ALL WARRANTIES EXPRESS OR IMPLIED OTHER THAN THE WARRANTIES STATED IN THIS LIMITED WARRANTY, INCLUDING BUT NOT LIMITED TO THE IMPLIED WARRANTIES OF MERCHANTABILITY AND FITNESS FOR A PARTICULAR PURPOSE. ANY IMPLIED WARRANTY OF MERCHANTABILITY, FITNESS FOR A PARTICULAR PURPOSE OR OTHERWISE IS LIMITED IN DURATION AND EXPIRES WHEN THE TIRE'S USEABLE TREAD IS EXHAUSTED AS SPECIFIED IN THIS LIMITED WARRANTY. TO THE EXTENT PERMITTED BY LAW, THIS WARRANTY DOES NOT COVER AND EXPRESSLY EXCLUDES ANY COVERAGE OR LIABILITY FOR PUNITIVE DAMAGES, FOR LOSS OF TIME, INCONVENIENCE, LOSS OF USE OF YOUR VEHICLE OR TIRE, LOST PROFITS, OR ANY OTHER INCIDENTAL OR CONSEQUENTIAL DAMAGES. THIS IS THE ONLY WARRANTY THAT APPLIES TO THE SAILUN MEDIUM TRUCK TIRES PURCHASED BY YOU AND SUPERSEDES AND REPLACES THE TERMS OF ANY PREVIOUS WARRANTY. NOTHING IN THIS LIMITED WARRANTY IS INTENDED TO BE A REPRESENTATION THAT TIRE FAILURES CANNOT OCCUR. SAILUN AND/OR TBC CORPORATION NEITHER ASSUMES NOR EXTENDS, NOR AUTHORIZES ANY OTHER PERSON OR ENTITY TO ASSUME OR EXTEND ON ITS BEHALF, ANY OTHER OR DIFFERENT WARRANTY OBLIGATION. This Limited Warranty is the entire warranty given by STA. - The complete obligations are set forth herein. No one has the authority to imply, suggest, agree, represent, warranty or promise anything contrary to the terms of this Limited Warranty.

OWNERS OBLIGATIONS

To make a claim under this Limited Warranty, you must present the warranted tire to an authorized Sailun Medium Radial Truck Tire dealer for adjustment along with the following items: proof of purchase showing that you purchased the Tire and the vehicle on which the Tire was originally installed. Your original invoice when you purchased the Tire should contain this information. You are responsible for payment for any extra products, services, or upgrades, including any fees and taxes related thereto, that you request that are not covered by the Limited Warranty.

ADJUSTMENT PROCEDURE

Please contact the original retailer from whom the tire was purchased to inspect the tire and review the warranty claim. If the retailer is not accessible, you may call 1-800-238-6469 and speak to TBC Corporation's Consumer Relations department. A product Warranty Specialist will confirm the Sailun Tire, and discuss your tire issue with you based on the Sailun Limited Warranty. They will find a Sailun Medium Radial Truck Tire dealer nearest you to whom you may take your Sailun Medium Radial Truck Tire for inspection and any applicable warranty adjustment.

Because TBC Corporation values customer service, TBC Corporation will work with the tire dealer to supply a replacement Sailun Medium Radial Truck Tire or comparable tire in an efficient manner.

IMPORTANT SAFETY INFORMATION

Although any tire, no matter how well constructed, may fail due to many reasons, including but not limited to, road hazards like nails, pot holes or road debris and improper installation, maintenance or service, which could create the risk of property damage and/or serious or fatal injury, in an effort to help to keep you safe, here is a non-exhaustive list of practices with which you should comply:

- **ONLY HAVE PROFESSIONALLY TRAINED PERSONNEL MOUNT AND BALANCE TIRES.**
- Property damage and serious or fatal injury can also result from improper tire mounting and inflation procedures which can cause the tire beads to break with explosive force during installation of the tire on the wheel rim. This can also occur when tire size is not properly matched to the wheel's rim. Serious injury or damage can also occur if wheel rim and tire bead are not properly lubricated prior to installation or maximum tire pressure is exceeded when seating the tire bead on the rim.
- Never drive on tires that have less than 2/32nds of an inch of tread remaining; replace tires as soon as the tread reaches the tread wear indicators molded into the tread grooves of the tire which reveal when the tread depth remaining is 2/32nds of an inch.
- Proper tire inflation is essential. Under-inflation produces flexing of sidewalls and builds up heat to the point that premature tire failure may occur. Over-inflation can cause the tire to be more susceptible to impact damage, but do not reduce pressure when tires are hot.
- Check air pressure at least monthly when tires are "cold" - a "cold" tire is one that has been stationary typically for a minimum of 2 hours or driven less than 2 miles. Use an accurate tire air pressure gauge.
- Never overload the tires. The maximum load capacity and maximum inflation pressure are molded into the sidewall of your tire. Overloading a tire will result in the build up of excessive heat, which can lead to early tire failure. Overloading a tire will render a tire ineligible for warranty.
- Avoid damaging objects (potholes, glass, rocks, curbs, etc.), which may cause internal tire damage. Continued use of a tire that has suffered internal damage (which may not be visible externally) can lead to serious/dangerous tire failure.
- Inspection and the determination of the internal damage to a tire requires dismounting of the tire from the wheel and examination - all of which should be done only by a tire professional.
- Excessive speeds create heat buildup in a tire, leading to possible tire failure. "Excessive speed" is a speed that does not take into consideration the weight of the load/and or the condition of the road you are traveling on. Never travel above the legal posted limit and slow down to a proper speed accordingly.
- Properly load and distribute the weight of the load in your vehicle. Improper weight distribution can have adverse affects on the safety of the vehicle and the performance of the tires.

SAILUN

ENHANCE / PERFORMANCE / ADVANCE



GOSAILUN.COM / 1-866-822-4968