

S637

REGIONAL ALL-POSITION


The S637 is a versatile regional all-position tire, featuring five extra-wide ribs for exceptional stability at all speeds. An extra-wide solid shoulder resists damage caused by high-scrub applications, while a mirrored tread design ensures even wear. Wide grooves are designed for hydroplaning resistance, while a long-life rubber compound is engineered for extended tread life.

FEATURES & BENEFITS:


- Multi-sipes improve traction in wet conditions and dissipate heat for prolonged tread life.
- Tread pattern designed to reduced rolling resistance for improved fuel economy.
- Unique tread wall grooves help reduce irregular wear and improve traction.

APPLICATIONS:


- **PICKUP AND DELIVERY TRUCKS**
- **REGIONAL TRUCKS**
- **REGIONAL TRAILERS**
- **LOW PLATFORM TRAILERS**
- **INTRASTATE AND INTERSTATE BUSES**
- **RV'S**
- **TOW TRUCKS**



Multi-sipes improve traction in wet conditions and dissipate heat for prolonged tread life.



Unique tread wall grooves help reduce irregular wear and improve traction.



Shallow tread designed to reduced rolling resistance for improved fuel economy.

CODE	SIZE	LI / SR	PR	T.D.	RIM	O.D.	S.W.	S.L.R.	LCCX1	LCCX2	A.P.
8244381	235/75R17.5**	143/141 L	16	17	6.75	31.6	8.9	14.7	6,005	5,675	125
5547971	245/70R17.5**	143/141 K	18	17	7.5	31	9.7	14.4	6,005	5,675	125
8244332	265/70R19.5	140/138 M	16	17	7.5	34.2	10.2	15.8	5,510	5,205	112
1001468	10R22.5	141/139 M	14	19	7.5	40.2	10	18.7	5,675	5,355	115
8254389	255/70R22.5	140/137 M	16	18	7.5	36.7	9.7	17.1	5,510	5,070	116
5547976	275/70R22.5	148/145 M	18	19	8.25	37.9	10.7	17.6	6,940	6,395	130

** for trailer applications only